

INSTRUCTIONS FOR REGISTRATION – VIEW REGISTRATION INFORMATION



**OFFICE OF THE REGISTRAR
USER INSTRUCTIONS**

TABLE OF CONTENTS

PROCESS 2

INSTRUCTIONS 2

CONTACT 3

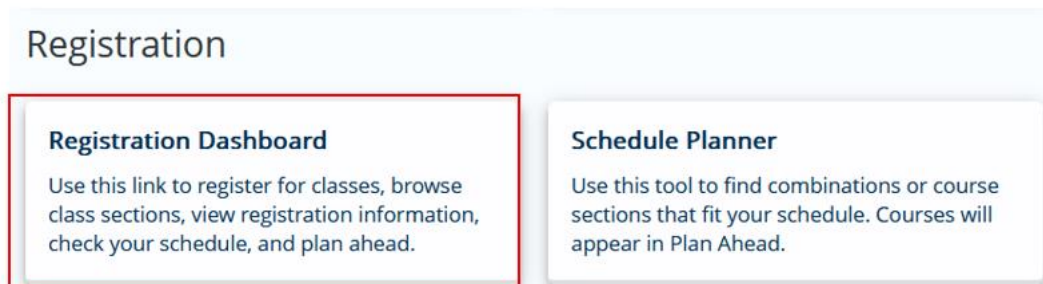
INSTRUCTIONS FOR REGISTRATION

PROCESS

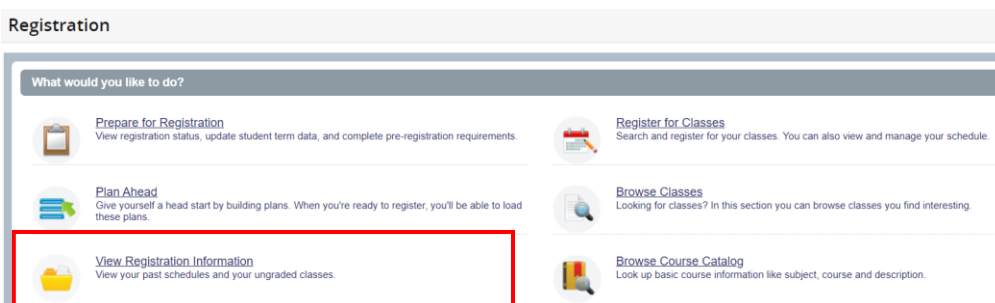
These instructions will help you navigate through POUNCE to access past, active, and future registration information.

INSTRUCTIONS

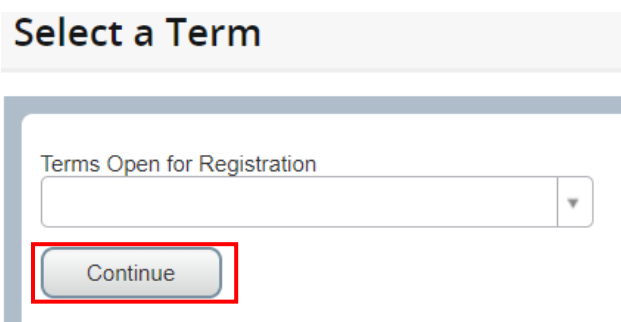
1. Login to <https://pounce.augusta.edu/> using your AU username (email address) and password.
2. Approve the Duo Multifactor Authentication as appropriate.
3. Click “Registration” on the Main Menu.
4. Select “Registration Dashboard”



5. Select “View Registration Information”



6. Select term you are preparing to register for and then continue.



INSTRUCTIONS FOR REGISTRATION

7. This page shows all registration information for the selected term.

Class Schedule



Term: Summer 2020

Title	Details	Hours	CRN	Schedule Type	Grade Mode	Level	Part Of Term	Study Path	Date	Status	Message
Introduction to Criminal Just.	CRJU 1103, WE3	3	32179	Asynchronous...	Normal	Undergraduate Se...	Summer - 2nd...	None	03/31/2020	Registered	**Registered**...

Records: 1

Total Hours | Registered: 3 | Billing: 3 | CEU: 0 | Min: 0 | Max: 999,999,999

CONTACT

If you have any additional questions, please contact our office at records@augusta.edu.