

To prioritize Augusta University targets through Google Scholar

Google Scholar search results display the “ViewIt@Augusta University” link which allows you to locate full-text articles and journals at AU. The link will automatically display to the right of Google references when searches originate on campus and the resource is available at AU.

From off-campus some, customization is required to prioritize AU resources in your search results.

Ear wax removal: a survey of current practice.

JF Sharp, JA Wilson, L Ross, RM Barr-Hamilton - BMJ, 1990 - bmj.com

OBJECTIVE—To determine the methods of removing ear wax used by local general practitioners and the incidence of associated complications. DESIGN—Postal survey of 312 general practitioners serving a population of about 650,000; supplementary study of ear ...

☆ 99 Cited by 107 Related articles All 10 versions Web of Science: 46 »



[PDF] bmj.com

[ViewIt@Augusta University](#)

Ear disease and hearing loss among Navajo children—a mass survey

SM Nelson, RI Berry - The Laryngoscope, 1984 - Wiley Online Library

... operating microscope, a suction unit, and all appropriate instruments for wax removal •Presented at ... Results of the microscopic ear examinations have been analyzed and presented in Table III. There were no significant differences between right and left ears for any abnormality ...

☆ 99 Cited by 54 Related articles All 4 versions Web of Science: 33

[ViewIt@Augusta University](#)

To get to Google Scholar

- Begin at www.google.com
- Select the “apps” icon in the top right (resembles a square comprised of 9 smaller squares)
- Select “More”
- Select “Even more from Google”
- Select the “Scholar” search option under the category “All products” at the bottom.

OR

- Conduct a Google search for “Google Scholar”


OR

- Navigate to <http://scholar.google.com> in your browser

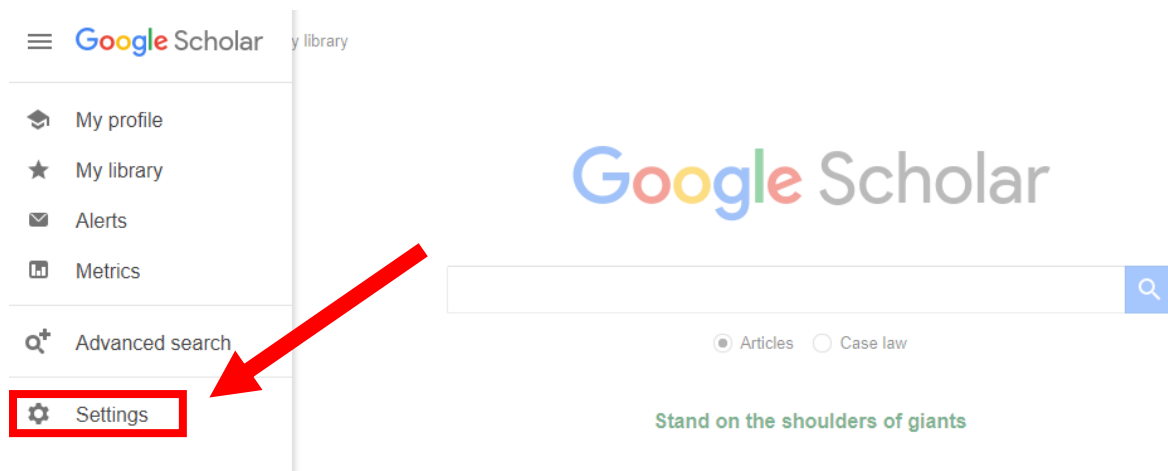
OR

- Go to <https://www.augusta.edu/greenblatt> and use the Google Scholar link located under “G” in the “Databases A – Z” page under “Research Tools and Collections”

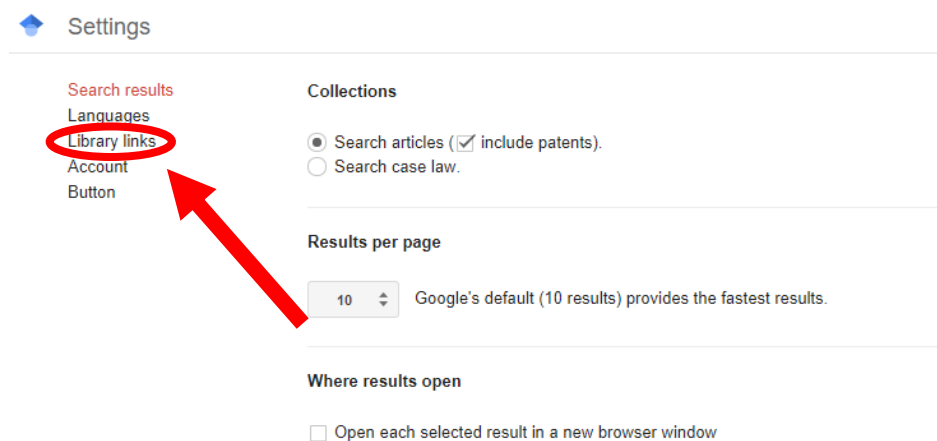
From the Google Scholar main page, click the drop down menu in the top left.



Then select “Settings” from the drop down menu.



Select “Library Links” from the menu.



Specify your home institution by typing “Augusta University” and perform a search. Check any targets that apply. You may add up to five institutions in this manner. Remember to save your selections.

Settings

Search results
Languages
Library links
Account
Button

Show library access links for (choose up to five libraries):

Augusta University

e.g., Harvard

☒ Augusta University - ViewIt@Augusta University **1**

☐ University of Maine at Augusta - Full-Text @ UMA

Online access to library subscriptions is usually restricted to patrons of that library. You may need to login with your library password, use a campus computer, or configure your browser to use a library proxy. Please visit your library's website or ask a local librarian for assistance.

2

To retain settings, you must turn on [cookies](#)

Google Scholar search results will now prioritize AU accessible resources.