

Sincerely,

Pamela L. Derstine

Pamela Derstine, PhD, MHPE
Executive Director
Residency Review Committee for Otolaryngology
3127555083
pderstine@acgme.org

CC:

Ricardo Azziz, MD, MBA
Walter J. Moore, MD

Participating Site(s):

Medical College of Georgia
Veterans Affairs Medical Center (Augusta)

Accreditation Council for
Graduate Medical
Education

515 North State Street
Suite 2000
Chicago, IL 60654

Phone 312.755.5000
Fax 312.755.7498
www.acgme.org

April 11, 2013

Martha K Terris, MD
Professor and Chair
Georgia Regents University
Section of Urology
Room BA8415B
Augusta, GA 30912



Dear Dr. Terris,

The Residency Review Committee for Urology, functioning in accordance with the policies and procedures of the Accreditation Council for Graduate Medical Education (ACGME), has reviewed the information submitted regarding the following program:

Urology

Medical College of Georgia Program
Medical College of Georgia
Augusta, GA

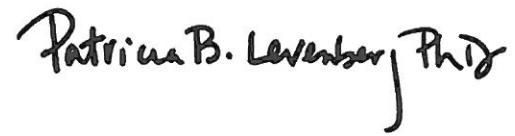
Program 4801221040

OTHER COMMENTS

The Review Committee for Urology acknowledges your letter of December 11, 2012 requesting that the Committee consider the credentials of faculty member, Rabii Madi MD, as acceptable qualifications in lieu of American Board of Urology certification. The Committee reviewed his qualifications and determined that they are acceptable.

This office must be notified of any major changes in the organization of the program. When corresponding with this office, please identify the program by name and number as indicated above. Changes in participating sites and changes in leadership must be reported to the Review Committee using the ACGME Accreditation Data System.

Sincerely,

A handwritten signature in black ink that reads "Patricia B. Levenberg PhD". The signature is written in a cursive, flowing style.

Patricia B. Levenberg, PhD
Executive Director
Residency Review Committee for Urology
3127555048
plevenberg@acgme.org

CC:
Walter J. Moore, MD

Participating Site(s):
Medical College of Georgia
Veterans Affairs Medical Center (Augusta)

Moore, Walter

From: Marsha Miller <mmiller@acgme.org>
Sent: Friday, March 22, 2013 7:30 PM
To: Wynn, James; Moore, Walter
Cc: Peggy Simpson; John Potts; Pat Surdyk; Kevin Weiss
Subject: Corrected Letter - Response due date is April 22
Attachments: Med Coll of GA Surgery.pdf

Dear Drs. Wynn and Moore,

I apologize for resending the complaint letter but I made a mistake in the response due date. It is **April 22, 2013** and not May 22, 2013.

Marsha

Marsha A. Miller, MA

Associate Vice President, Office of Resident Services



ACGME
515 N. State Street, Suite 2000
Chicago, IL 60654
Office: 312-755-5041
mmiller@acgme.org

Moore, Walter

From: facsurvey@acgme.org
Sent: Friday, April 05, 2013 9:30 AM
To: Moore, Walter
Cc: Walp, Holly
Subject: ACGME Faculty Survey Reports Available 129503

Dear Walter J. Moore, MD,

The data collection for your programs participating in the ACGME Faculty Survey from **February 18, 2013** to **March 24, 2013** has ended. Below is the list of programs from your institution in this timeframe.

Survey Reporting Window: February 18, 2013 - March 24, 2013

- ✓ 1601221021 - Neurological surgery - Medical College of Georgia Program
- ✓ 2601221114 - Orthopaedic surgery - Medical College of Georgia Program
- 3201221062 - Pediatrics - Medical College of Georgia Program
- 3291221067 - Neonatal-perinatal medicine - Medical College of Georgia Program
- 3251211011 - Pediatric cardiology - Medical College of Georgia Program

To view a comprehensive list of your programs and their compliance rates, log into your ADS account at <https://www.acgme.org/ads> and go to the "Reports" tab. On this tab, select the report titled "Sponsored Programs Survey Status". Choose the option for "Faculty" survey and you will see a report detailing the programs at your institution who are currently scheduled for the survey, as well as their current compliance rate.


For those programs with at least three eligible faculty members responding to the survey and a 60% response rate, individual program-level results are available. As their sponsor, you can also access these reports while logged into your ADS account. Once logged in, go to the "Sponsored Programs" tab and highlight the program you wish you view. Click "View Program" to see this program's horizontal menus appear below your own. Select the "Reports" tab and then the option for "Survey" to view the survey reports for this program. Using the "Aggregated by Program..." option, select the academic year range you wish to view and click "View Report". Repeat this process from your "Sponsored Programs" tab to access reports from another program. ***No reports are available for those programs who did not reach the 60% response rate.***

As a reminder, physician faculty members surveyed was dependant on the specialty and the program's length of accredited training. In some subspecialty programs only the program director was scheduled to participate. Non-physician faculty members (as indicated on the program's faculty roster) were NOT surveyed.

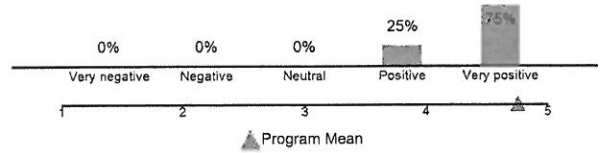
If you have questions about this survey or its administration contact your ADS representative or e-mail us at FacSurvey@acgme.org.

Sincerely,
ACGME Faculty Survey Staff

Program Means at-a-glance



Faculty's Overall Evaluation Of The Program



Faculty Supervision and Teaching

Item	Mean
Hours spent teaching and supervising residents	80.3
Sufficient time to supervise residents	5.0
Residents seek supervisory guidance	5.0
Faculty and PD as effective educators	4.6

Educational Content

Item	%Yes	Mean
Worked on scholarly project with residents*	87.5	
Residents see patients across a variety of settings*	87.5	
Residents receive education to manage fatigue*	100.0	
Effectiveness of beginning residents in performing clinical duties		4.3
Effectiveness of intermediate residents in performing clinical duties		4.5
Effectiveness of advanced residents in performing clinical duties		4.6

Resources

Item	%Yes	Mean
Program provides a way for residents to transition care when fatigued*	100.0	
Residents workload exceeds capacity to do the work		4.1
Satisfied with faculty development to supervise and educate residents		4.6
Satisfied with process to deal with residents' problems and concerns		4.5
Prevent excessive reliance on residents to provide clinical service		4.5

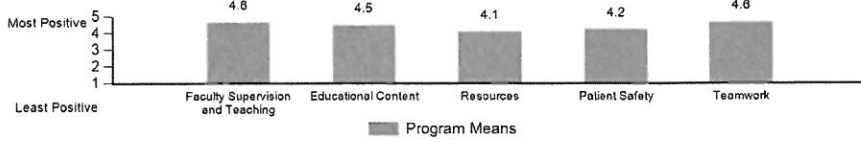
Patient Safety

Item	Mean
Information not lost during shift changes or patient transfers	3.9
Tell patients of respective roles of faculty and residents	4.6
Culture reinforces patient safety responsibility	4.9
Residents participate in quality improvement or patient safety activities	4.8

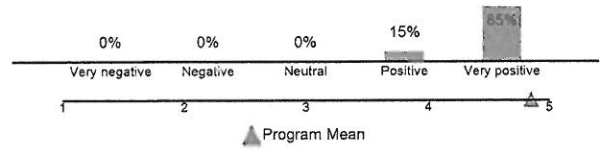
Teamwork

Item	Mean
Residents communicate effectively when transferring clinical care	4.8
Residents effectively work in interprofessional teams	4.6
Program effective in teaching teamwork skills	4.6

Program Means at-a-glance



Faculty's Overall Evaluation Of The Program



Faculty Supervision and Teaching

Item	Mean
Hours spent teaching and supervising residents	122.7
Sufficient time to supervise residents	4.8
Residents seek supervisory guidance	4.5
Faculty and PD as effective educators	4.6

Educational Content

Item	%Yes	Mean
Worked on scholarly project with residents*	84.6	
Residents see patients across a variety of settings*	100.0	
Residents receive education to manage fatigue*	66.7	
Effectiveness of beginning residents in performing clinical duties		4.3
Effectiveness of intermediate residents in performing clinical duties		4.5
Effectiveness of advanced residents in performing clinical duties		4.6

Resources

Item	%Yes	Mean
Program provides a way for residents to transition care when fatigued*	100.0	
Residents workload exceeds capacity to do the work		4.1
Satisfied with faculty development to supervise and educate residents		3.9
Satisfied with process to deal with residents' problems and concerns		4.5
Prevent excessive reliance on residents to provide clinical service		3.8

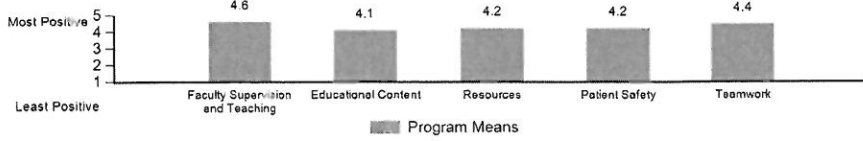
Patient Safety

Item	Mean
Information not lost during shift changes or patient transfers	4.2
Tell patients of respective roles of faculty and residents	4.3
Culture reinforces patient safety responsibility	4.6
Residents participate in quality improvement or patient safety activities	3.7

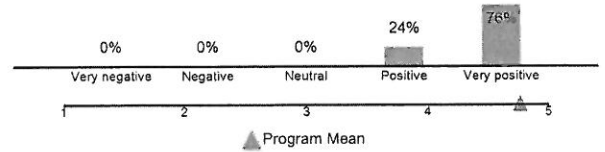
Teamwork

Item	Mean
Residents communicate effectively when transferring clinical care	5.0
Residents effectively work in interprofessional teams	4.4
Program effective in teaching teamwork skills	4.5

Program Means at-a-glance



Faculty's Overall Evaluation Of The Program



Faculty Supervision and Teaching

Item	Mean
Hours spent teaching and supervising residents	88.0
Sufficient time to supervise residents	4.4
Residents seek supervisory guidance	4.5
Faculty and PD as effective educators	4.9

Educational Content

Item	%Yes	Mean
Worked on scholarly project with residents*	61.9	
Residents see patients across a variety of settings*	95.2	
Residents receive education to manage fatigue*	100.0	
Effectiveness of beginning residents in performing clinical duties		3.7
Effectiveness of intermediate residents in performing clinical duties		3.9
Effectiveness of advanced residents in performing clinical duties		4.6

Resources

Item	%Yes	Mean
Program provides a way for residents to transition care when fatigued*	100.0	
Residents workload exceeds capacity to do the work		4.1
Satisfied with faculty development to supervise and educate residents		4.1
Satisfied with process to deal with residents' problems and concerns		4.9
Prevent excessive reliance on residents to provide clinical service		3.7


Patient Safety

Item	Mean
Information not lost during shift changes or patient transfers	3.8
Tell patients of respective roles of faculty and residents	3.9
Culture reinforces patient safety responsibility	4.3
Residents participate in quality improvement or patient safety activities	4.9


Teamwork

Item	Mean
Residents communicate effectively when transferring clinical care	4.5
Residents effectively work in interprofessional teams	4.4
Program effective in teaching teamwork skills	4.4

Program Means at-a-glance



Faculty's Overall Evaluation Of The Program



Faculty Supervision and Teaching

Item	Mean
Hours spent teaching and supervising residents	50.2
Sufficient time to supervise residents	4.2
Residents seek supervisory guidance	4.4
Faculty and PD as effective educators	3.8

Educational Content

Item	%Yes	Mean
Worked on scholarly project with residents*	40.0	
Residents see patients across a variety of settings*	80.0	
Residents receive education to manage fatigue*	100.0	
Effectiveness of beginning residents in performing clinical duties		3.0
Effectiveness of intermediate residents in performing clinical duties		3.6
Effectiveness of advanced residents in performing clinical duties		3.6

Resources

Item	%Yes	Mean
Program provides a way for residents to transition care when fatigued*	100.0	
Residents workload exceeds capacity to do the work		3.8
Satisfied with faculty development to supervise and educate residents		3.4
Satisfied with process to deal with residents' problems and concerns		3.6
Prevent excessive reliance on residents to provide clinical service		4.0


Patient Safety

Item	Mean
Information not lost during shift changes or patient transfers	3.2
Tell patients of respective roles of faculty and residents	3.4
Culture reinforces patient safety responsibility	4.0
Residents participate in quality improvement or patient safety activities	3.8

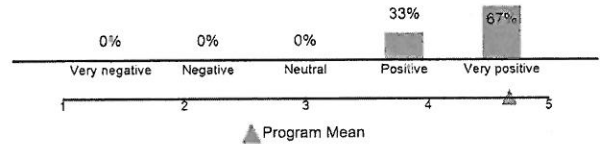
Teamwork

Item	Mean
Residents communicate effectively when transferring clinical care	4.0
Residents effectively work in interprofessional teams	3.8
Program effective in teaching teamwork skills	3.6

Program Means at-a-glance



Faculty's Overall Evaluation Of The Program



Faculty Supervision and Teaching

Item	Mean
Hours spent teaching and supervising residents	39.0
Sufficient time to supervise residents	3.7
Residents seek supervisory guidance	4.3
Faculty and PD as effective educators	4.0

Educational Content

Item	%Yes	Mean
Worked on scholarly project with residents*	66.7	
Residents see patients across a variety of settings*	83.3	
Residents receive education to manage fatigue*	100.0	
Effectiveness of beginning residents in performing clinical duties		3.7
Effectiveness of intermediate residents in performing clinical duties		4.2
Effectiveness of advanced residents in performing clinical duties		4.5

Resources

Item	%Yes	Mean
Program provides a way for residents to transition care when fatigued*	100.0	
Residents workload exceeds capacity to do the work		4.4
Satisfied with faculty development to supervise and educate residents		3.8
Satisfied with process to deal with residents' problems and concerns		4.7
Prevent excessive reliance on residents to provide clinical service		4.2


Patient Safety

Item	Mean
Information not lost during shift changes or patient transfers	4.2
Tell patients of respective roles of faculty and residents	5.0
Culture reinforces patient safety responsibility	4.5
Residents participate in quality improvement or patient safety activities	4.0

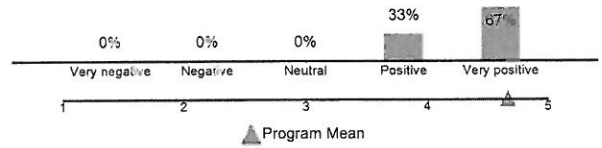
Teamwork

Item	Mean
Residents communicate effectively when transferring clinical care	4.8
Residents effectively work in interprofessional teams	4.7
Program effective in teaching teamwork skills	4.3

Program Means at-a-glance



Faculty's Overall Evaluation Of The Program



Faculty Supervision and Teaching

Item	Mean
Hours spent teaching and supervising residents	39.0
Sufficient time to supervise residents	3.7
Residents seek supervisory guidance	4.3
Faculty and PD as effective educators	4.0

Educational Content

Item	%Yes	Mean
Worked on scholarly project with residents*	66.7	
Residents see patients across a variety of settings*	83.3	
Residents receive education to manage fatigue*	100.0	
Effectiveness of beginning residents in performing clinical duties		3.7
Effectiveness of intermediate residents in performing clinical duties		4.2
Effectiveness of advanced residents in performing clinical duties		4.5

Resources

Item	%Yes	Mean
Program provides a way for residents to transition care when fatigued*	100.0	
Residents workload exceeds capacity to do the work		4.4
Satisfied with faculty development to supervise and educate residents		3.8
Satisfied with process to deal with residents' problems and concerns		4.7
Prevent excessive reliance on residents to provide clinical service		4.2

Patient Safety

Item	Mean
Information not lost during shift changes or patient transfers	4.2
Tell patients of respective roles of faculty and residents	5.0
Culture reinforces patient safety responsibility	4.5
Residents participate in quality improvement or patient safety activities	4.0

Teamwork

Item	Mean
Residents communicate effectively when transferring clinical care	4.8
Residents effectively work in interprofessional teams	4.7
Program effective in teaching teamwork skills	4.3

Moore, Walter

From: facsurvey@acgme.org
Sent: Thursday, March 21, 2013 10:01 AM
To: Moore, Walter
Cc: Walp, Holly
Subject: FINAL REMINDER: ACGME Faculty Survey Deadline Approaching - 129503

Dear Walter J. Moore, MD,

This email will serve as the final reminder that as of today there are still programs within your institution (**129503 - Medical College of Georgia**) that have not yet reached the required 60% compliance rate for the ACGME Faculty Survey. The deadline for this window of the survey is **3/24/2013**.

We have contacted these programs individually about their compliance rates and they each have access to the names of the eligible faculty members who have not yet completed the survey. As we require a response rate of at least 60%, we urge you to monitor the response rate of your programs from your ACGME ADS account at <https://www.acgme.org/ads>, accessible using your sponsor login and password. Once logged in, go to the Reports tab and click on the report titled "Sponsored Programs Survey Status". Select the option for "Faculty" survey and you will see a report detailing the programs at your institution who are currently scheduled for the survey, as well as their current compliance rate. Please follow-up with them if needed to help ensure they reach the required 60% response rate.

As a reminder, physician faculty members surveyed will depend on the specialty and the program's length of accredited training. In some subspecialty programs only the program director will be scheduled to participate. Non-physician faculty members (as indicated on the program's faculty roster) will NOT be surveyed.

If you have questions about this survey or its administration, e-mail us at FacSurvey@acgme.org.

Sincerely,
ACGME Faculty Survey Staff

Moore, Walter

From: ressurvey@acgme.org
Sent: Wednesday, March 27, 2013 11:42 AM
To: Moore, Walter
Cc: Walp, Holly
Subject: ACGME Resident Survey Reports Available 129503

Dear Walter J. Moore, MD

The data collection for your programs participating in the ACGME Resident Survey from **1/16/2013** to **3/8/2013** has ended. Below is the list of programs from your institution in this timeframe.

0401211038 - Anesthesiology - Medical College of Georgia Program
(01/16/13 - 03/08/13)
1401221107 - Internal medicine - Medical College of Georgia Program
(01/16/13 - 03/08/13)

To view a comprehensive list of your programs and their compliance rates, log into your ADS account at <https://www.acgme.org/ads> and go to the "Reports" tab. On this tab, select the report titled "Sponsored Programs Survey Status". Choose the option for "Resident" survey and you will see a report detailing the programs at your institution who are currently scheduled for the survey, as well as their current compliance rate.

For those programs with a 70% response rate and 4 or more residents/fellows, individual program-level results are available. As their sponsor, you can also access these reports while logged into your ADS account. Once logged in, go to the "Sponsored Programs" tab and highlight the program you wish you view. Click "View Program" to see this program's horizontal menus appear below your own. Select the "Reports" tab and then the option for "Survey" to view the survey reports for this program. Using the "Aggregated by Program..." option, select the academic year range you wish to view and click "View Report". Repeat this process from your "Sponsored Programs" tab to access reports from another program. ***No reports are available for those programs who did not reach the 70% response rate.***

If you have questions about this survey or its administration contact your ADS representative or e-mail us at ResSurvey@acgme.org.

Sincerely,
ACGME Resident Survey Staff

Moore, Walter

From: ressurvey@acgme.org
Sent: Tuesday, March 12, 2013 10:32 AM
To: Moore, Walter
Cc: Walp, Holly
Subject: REMINDER: ACGME Resident/Fellow Survey 129503

Dear Walter J. Moore, MD,

As of today there are still programs within your institution (**129503 - Medical College of Georgia**) that have not yet reached the required 70% compliance rate for the ACGME Resident/Fellow Survey. The deadline for this window of the survey is **3/24/2013**.

We have contacted these programs individually about their compliance rates and they each have access to the names of the residents who have not yet completed the survey. As we require a response rate of at least 70%, we urge you to monitor the response rate of your programs from your ACGME ADS account at <https://www.acgme.org/ads>, accessible using your sponsor login and password. Once logged in, go to the Reports tab and click on the report titled "Sponsored Programs Survey Status". Select the option for "Resident" survey and click "Run Report". You will see a report detailing the programs at your institution who are currently scheduled for the survey, as well as their current compliance rate. Please follow-up with them if needed to help ensure they reach the required 70% response rate.

If you have questions about this survey or its administration contact your ADS representative or e-mail us at ResSurvey@acgme.org.

Sincerely,
ACGME Resident Survey Staff

Moore, Walter

From: ressurvey@acgme.org
Sent: Friday, March 08, 2013 12:30 PM
To: Moore, Walter
Cc: Walp, Holly
Subject: ACGME Resident Survey Reports Available 129503

Dear Walter J. Moore, MD

The data collection for your programs participating in the ACGME Resident Survey from **1/16/2013** to **2/17/2013** has ended. Below is the list of programs from your institution in this timeframe.

3291221067 - Neonatal-perinatal medicine - Medical College of Georgia Program
(01/16/13 - 02/17/13)
5301204105 - Pain medicine - Medical College of Georgia Program
(01/16/13 - 02/17/13)
0801211029 - Dermatology - Medical College of Georgia Program
(01/16/13 - 02/17/13)
1801221029 - Neurology - Medical College of Georgia Program
(01/16/13 - 02/17/13)
2201221078 - Obstetrics and gynecology - Medical College of Georgia Program
(01/16/13 - 02/17/13)
1851221019 - Child neurology - Medical College of Georgia Program
(01/16/13 - 02/17/13)
2801221032 - Otolaryngology - Medical College of Georgia Program
(01/16/13 - 02/17/13)
3601221111 - Plastic surgery - Medical College of Georgia Program
(01/16/13 - 02/17/13)
4201221053 - Radiology-diagnostic - Medical College of Georgia Program
(01/16/13 - 02/17/13)
4231221006 - Neuroradiology - Medical College of Georgia Program
(01/16/13 - 02/17/13)
4801221040 - Urology - Medical College of Georgia Program
(01/16/13 - 02/17/13)
1881221011 - Vascular neurology - Medical College of Georgia Program
(01/16/13 - 02/17/13)

To view a comprehensive list of your programs and their compliance rates, log into your ADS account at <https://www.acgme.org/ads> and go to the "Reports" tab. On this tab, select the report titled "Sponsored Programs Survey Status". Choose the option for "Resident" survey and you will see a report detailing the programs at your institution who are currently scheduled for the survey, as well as their current compliance rate.

For those programs with a 70% response rate and 4 or more residents/fellows, individual program-level results are available. As their sponsor, you can also access these reports while logged into your ADS account. Once logged in, go to the "Sponsored Programs" tab and highlight the program you wish you view. Click "View Program" to see this program's horizontal menus appear below your own. Select the "Reports" tab and then the option for "Survey" to view the survey reports for this program. Using the "Aggregated by Program..." option, select the academic year range you wish to view and click "View Report". Repeat this process from your

"Sponsored Programs" tab to access reports from another program. *No reports are available for those programs who did not reach the 70% response rate.*

If you have questions about this survey or its administration contact your ADS representative or e-mail us at ResSurvey@acgme.org.

Sincerely,
ACGME Resident Survey Staff

Moore, Walter

From: ressurvey@acgme.org
Sent: Monday, March 25, 2013 10:04 AM
To: Moore, Walter
Cc: Walp, Holly
Subject: ACGME Resident/Fellow Survey Notification 129503

Dear Walter J. Moore, MD,

This e-mail from the ACGME is informational; you do not need to follow-up with us.

The following programs within your institution have been scheduled for the current ACGME Resident/Fellow Survey window beginning on **3/25/2013** and have been notified directly. Residents/fellows in each of the programs below must complete the survey by **4/28/2013**. Each program must meet a compliance rate of at least 70% in order to be considered complete for this survey.

1411221004 - Cardiovascular disease - Medical College of Georgia Program
(03/25/13 - 04/28/13)
1431221002 - Endocrinology, diabetes, and metabolism - Medical College of Georgia Program
(03/25/13 - 04/28/13)
1441221003 - Gastroenterology - Medical College of Georgia Program
(03/25/13 - 04/28/13)
1551231015 - Hematology and oncology - Medical College of Georgia Program
(03/25/13 - 04/28/13)
1461221003 - Infectious disease - Medical College of Georgia Program
(03/25/13 - 04/28/13)
1481221002 - Nephrology - Medical College of Georgia Program
(03/25/13 - 04/28/13)
1501221002 - Rheumatology - Medical College of Georgia Program
(03/25/13 - 04/28/13)
1561231017 - Pulmonary disease and critical care medicine - Medical College of Georgia Program
(03/25/13 - 04/28/13)

This survey, which will take about 20 minutes to complete, contains questions about duty hours, as well as clinical and educational experiences. If you sponsor an Allergy & Immunology, Anesthesiology, Combined Internal Medicine – Pediatrics, Emergency Medicine, Family Medicine, Internal Medicine, Ophthalmology, Pathology, Preventive Medicine, Pediatrics, Radiation Oncology, or Transitional Year program, your review committee also requires that residents/fellows complete a specialty-specific section within the survey. If applicable, these questions will automatically be included as a part of this survey.

We strongly advise you to log into ADS to monitor your response rate throughout the five-week period. After logging into the system, click on the "Reports" tab and select the report for "Sponsored Programs Survey Status". Select a survey type of "Resident" and click the 'Run Report' button. You will see each individual program you sponsor that has been scheduled for this survey, their survey reporting timeframe, and their survey compliance rate. You may not see each of your programs right away. Programs will appear on this report as they are scheduled for the survey. Individual program directors will have access to the names of each resident/fellow who has not yet completed the survey, but only during the administration timeframe. Once the survey window closes, they will not be able to see who has or has not completed it.

Moore, Walter

From: ressurvey@acgme.org
Sent: Wednesday, April 10, 2013 1:47 PM
To: Moore, Walter
Cc: Walp, Holly
Subject: ACGME Resident Survey Reports Available 129503

Dear Walter J. Moore, MD

The data collection for your programs participating in the ACGME Resident Survey from **February 18, 2013 to March 24, 2013** has ended. Below is the list of programs from your institution in this timeframe.

Survey Reporting Window: February 18, 2013 - March 24, 2013

1601221021 - Neurological surgery - Medical College of Georgia Program
2601221114 - Orthopaedic surgery - Medical College of Georgia Program
3251211011 - Pediatric cardiology - Medical College of Georgia Program
3201221062 - Pediatrics - Medical College of Georgia Program
4421231130 - Surgical critical care - Medical College of Georgia Program
4401231082 - Surgery - Medical College of Georgia Program
4051221148 - Child and adolescent psychiatry - Medical College of Georgia Program
4001221054 - Psychiatry - Medical College of Georgia Program
3001221082 - Pathology-anatomic and clinical - Medical College of Georgia Program
3051221053 - Blood banking/transfusion medicine - Medical College of Georgia Program


To view a comprehensive list of your programs and their compliance rates, log into your ADS account at <https://www.acgme.org/ads> and go to the "Reports" tab. On this tab, select the report titled "Sponsored Programs Survey Status". Choose the option for "Resident" survey and you will see a report detailing the programs at your institution who are currently scheduled for the survey, as well as their current compliance rate.

For those programs with a 70% response rate and 4 or more residents/fellows, individual program-level results are available. As their sponsor, you can also access these reports while logged into your ADS account. Once logged in, go to the "Sponsored Programs" tab and highlight the program you wish you view. Click "View Program" to see this program's horizontal menus appear below your own. Select the "Reports" tab and then the option for "Survey" to view the survey reports for this program. Using the "Aggregated by Program..." option, select the academic year range you wish to view and click "View Report". Repeat this process from your "Sponsored Programs" tab to access reports from another program. ***No reports are available for those programs who did not reach the 70% response rate.***

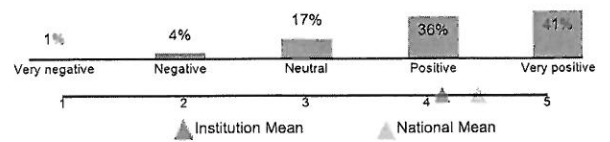
If you have questions about this survey or its administration contact your ADS representative or e-mail us at ResSurvey@acgme.org.

Sincerely,
ACGME Resident Survey Staff

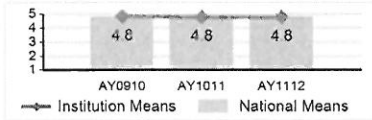
Institution Means at-a-glance



Residents' overall evaluation of the program



Duty Hours




80 hours	91%	4.6	4.8
1 day free in 7	95%	4.8	4.9
In-house call every 3rd night	99%	4.9	5.0
Night float no more than 6 nights	99%	5.0	5.0
8 hours between duty periods (differs by level of training)	96%	4.6	4.7
Continuous hours scheduled (differs by level of training)	95%	4.8	4.8

Reasons for exceeding duty hours:


Patient needs	8%	Cover other's work	5%
Paperwork	10%	Night float	3%
Ed. Experience	1%	Schedule conflict	3%
		Other	2%

Faculty



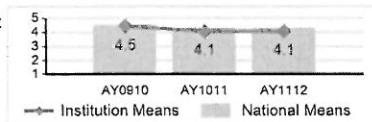
Sufficient supervision	86%	4.2	4.4
Appropriate supervision	93%	4.6	4.7
Sufficient instruction	75%	4.0	4.2
Faculty and staff interested	77%	4.1	4.3
Faculty and staff create environment of inquiry	69%	3.8	4.2

Evaluation



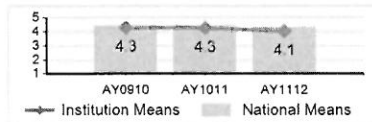
Access evaluations	100%	5.0	5.0
Evaluate faculty	100%	5.0	5.0
Evaluations of faculty confidential	80%	4.1	4.3
Evaluate program	95%	4.8	4.9
Evaluations of program confidential	77%	4.1	4.3
Program uses evaluations to improve	59%	3.7	4.0
Satisfied with feedback after assignments	70%	3.9	4.0

Educational Content



Provided goals and objectives for assignments	94%	4.8	4.9
Instructed to manage fatigue	88%	4.5	4.8
Satisfied with scholarly activities	71%	3.9	4.1
Appropriate balance for education	71%	4.0	4.2
Education (not) compromised by service	59%	3.6	4.0
Supervisors delegate appropriately	91%	4.1	4.2
Given data to show personal clinical effectiveness	57%	3.3	3.6
Variety of patients	93%	4.7	4.9

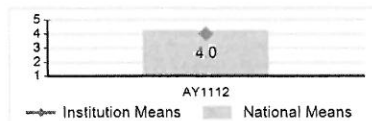
Resources



Access to reference materials	99%	5.0	5.0
Electronic medical record in hospital*	99%	5.0	4.6
Electronic medical record in ambulatory*	99%	5.0	4.5
Electronic medical records integrated*	95%	4.9	4.7
Electronic medical record effective in daily clinical work	88%	3.5	4.1
Way to transition care when fatigued	70%	3.8	4.2
Satisfied with process to deal with problems and concerns	68%	3.8	4.2
Education (not) compromised by other trainees	88%	4.4	4.5
Residents can raise concerns without fear	70%	3.9	4.2

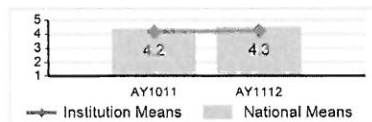
*Responses options are Yes or No. These responses are not included in the Program Means and are not considered non-compliant responses.

Patient Safety




Tell patients of respective role of residents	98%	4.4	4.5
Culture reinforces patient safety responsibility	99%	4.3	4.5
Participated in quality improvement	65%	3.6	4.0
Information (not) lost during shift changes	96%	3.8	4.0


Teamwork



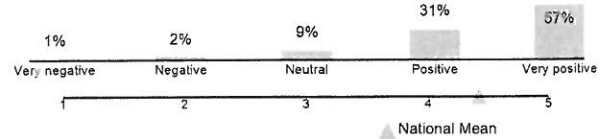
Work in interprofessional teams	96%	4.4	4.6
Effectively work in interprofessional teams	98%	4.1	4.4




National Means at-a-glance



Residents' overall evaluation of the program



Duty Hours




80/88 hours*	96%	National 4.8
1 day free in 7	98%	National 4.9
In-house call every 3rd night	100%	National 5.0
Night float no more than 6 nights	99%	National 5.0
8 hours between duty periods (differs by level of training)	97%	National 4.7
Continuous hours scheduled (differs by level of training)	97%	National 4.8

Reasons for exceeding duty hours:

Patient needs	5%	Cover other's work	2%
Paperwork	7%	Night float	2%
Ed. Experience	2%	Schedule conflict	2%
		Other	2%


*Duty hour exception applicable to intermediate and advanced training levels within approved programs.

Faculty




	% Compliant	National
Sufficient supervision	92%	4.4
Appropriate supervision	97%	4.7
Sufficient instruction	87%	4.2
Faculty and staff interested	87%	4.3
Faculty and staff create environment of inquiry	81%	4.2

Evaluation




	% Compliant	National
Access evaluations	99%	5.0
Evaluate faculty	99%	5.0
Evaluations of faculty confidential	86%	4.3
Evaluate program	98%	4.9
Evaluations of program confidential	87%	4.3
Program uses evaluations to improve	75%	4.0
Satisfied with feedback after assignments	75%	4.0

Educational Content



	% Compliant	National
Provided goals and objectives for assignments	96%	4.9
Instructed to manage fatigue	94%	4.8
Satisfied with scholarly activities	79%	4.1
Appropriate balance for education	83%	4.2
Education (not) compromised by service	73%	4.0
Supervisors delegate appropriately	90%	4.2
Given data to show personal clinical effectiveness	66%	3.6
Variety of patients	97%	4.9


Resources



	% Compliant / % Yes*	National
Access to reference materials	99%	5.0
Electronic medical record in hospital*	90%	4.6
Electronic medical record in ambulatory*	88%	4.5
Electronic medical records integrated*	76%	4.7
Electronic medical record effective in daily clinical work	95%	4.1
Way to transition care when fatigued	80%	4.2
Satisfied with process to deal with problems and concerns	81%	4.2
Education (not) compromised by other trainees	92%	4.5
Residents can raise concerns without fear	82%	4.2


*Responses options are Yes or No. These responses are not included in the Program Means and are not considered non-compliant responses.

Patient Safety




	% Compliant	National
Tell patients of respective role of residents	98%	4.5
Culture reinforces patient safety responsibility	99%	4.5
Participated in quality improvement	76%	4.0
Information (not) lost during shift changes	97%	4.0


Teamwork



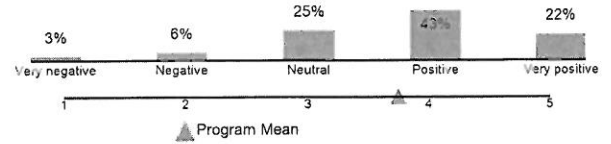
	% Compliant	National
Work in interprofessional teams	98%	4.6
Effectively work in interprofessional teams	99%	4.4



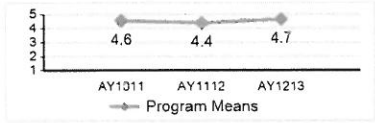
Program Means at-a-glance



Residents' overall evaluation of the program



Duty Hours




- 80 hours
- 1 day free in 7
- In-house call every 3rd night
- Night float no more than 6 nights
- 8 hours between duty periods (differs by level of training)
- Continuous hours scheduled (differs by level of training)

% Compliant	Mean
75%	4.1
87%	4.5
98%	5.0
98%	4.9
97%	4.8
94%	4.7

Reasons for exceeding duty hours:

Patient needs	27%	Cover other's work	14%
Paperwork	30%	Night float	8%
Ed. Experience	5%	Schedule conflict	3%
		Other	10%


Faculty



- Sufficient supervision
- Appropriate supervision
- Sufficient instruction
- Faculty and staff interested
- Faculty and staff create environment of inquiry

% Compliant	Mean
70%	3.7
87%	4.3
48%	3.3
51%	3.4
43%	3.2


Evaluation



- Access evaluations
- Evaluate faculty
- Evaluations of faculty confidential
- Evaluate program
- Evaluations of program confidential
- Program uses evaluations to improve
- Satisfied with feedback after assignments

% Compliant	Mean
100%	5.0
98%	4.9
83%	4.0
90%	4.6
83%	4.1
43%	3.2
68%	3.7


Educational Content



- Provided goals and objectives for assignments
- Instructed to manage fatigue
- Satisfied with scholarly activities
- Appropriate balance for education
- Education (not) compromised by service
- Supervisors delegate appropriately
- Given data to show personal clinical effectiveness
- Variety of patients

% Compliant	Mean
97%	4.9
84%	4.4
44%	3.1
43%	3.3
24%	2.8
100%	4.4
51%	3.0
95%	4.8

Resources




- Access to reference materials
- Electronic medical record in hospital*
- Electronic medical record in ambulatory*
- Electronic medical records integrated*
- Electronic medical record effective in daily clinical work
- Way to transition care when fatigued
- Satisfied with process to deal with problems and concerns
- Education (not) compromised by other trainees
- Residents can raise concerns without fear

% Compliant / % Yes*	Mean
100%	5.0
100%	5.0
100%	5.0
100%	5.0
90%	3.5
65%	3.6
60%	3.7
89%	4.3
67%	3.8

*Responses options are Yes or No. These responses are not included in the Program Means and are not considered non-compliant responses.

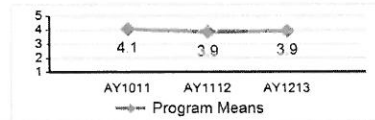
Patient Safety



- Tell patients of respective role of residents
- Culture reinforces patient safety responsibility
- Participated in quality improvement
- Information (not) lost during shift changes

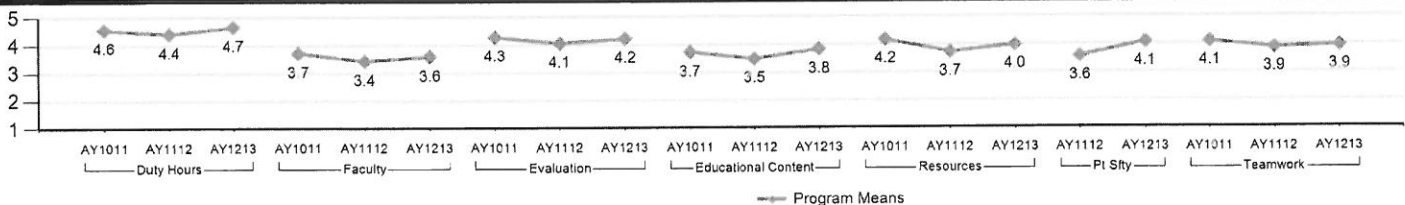
% Compliant	Mean
97%	4.3
100%	4.2
79%	4.2
97%	3.7

Teamwork



- Work in interprofessional teams
- Effectively work in interprofessional teams

% Compliant	Mean
100%	4.2
94%	3.7



	Year 1	Year 2	Year 3
What year are you in the program?	44.4%	27.0%	28.6%

Facilities

Are the on-call facilities adequate with regards to:	Yes	No
Safety/Security	98.4%	1.6%
Privacy	96.8%	3.2%
Accessibility	95.2%	4.8%

	Yes	No
Is the overall availability of allied health professionals adequate (e.g., nursing services, social workers, clinical or clerical support, etc.)?	71.4%	28.6%
Are conference rooms and other facilities/space used for teaching adequate?	92.1%	7.9%

Inpatient Medicine

Please answer the questions below using the following scale:

	Extremely often	Very often	Sometimes	Rarely	Never	Don't Know / NA
Are first-year residents ever responsible for more than 5 new admissions and 2 transfers or night float admissions per admitting day?	3.2%	0.0%	14.3%	27.0%	52.4%	3.2%
Do first-year residents ever have primary responsibility for the on-going care of more than 10 patients (excluding cross-coverage)?	1.6%	1.6%	15.9%	28.6%	46.0%	6.3%
Do first-year residents ever admit more than 8 new patients in 48 hours?	1.6%	1.6%	6.3%	17.5%	65.1%	7.9%
Do supervising residents ever admit more than 10 new patients in 24 hours?	3.2%	14.3%	41.3%	14.3%	17.5%	9.5%
Do supervising residents ever admit more than 16 patients in 48 hours? (except during night float rotations)	1.6%	1.6%	14.3%	23.8%	39.7%	19.0%
Does the supervising resident with one R1 ever have responsibility for the care of more than 14 patients? (excluding cross coverage)	3.2%	3.2%	22.2%	22.2%	38.1%	11.1%
Does the supervising resident with two R1s ever have responsibility for the ongoing care of more than 20 patients?	1.6%	3.2%	9.5%	30.2%	49.2%	6.3%
Do you routinely provide care for patients on the non-teaching service?	3.2%	1.6%	4.8%	11.1%	58.7%	20.6%
Do residents write all of the orders for patients on the teaching service?	57.1%	17.5%	9.5%	4.8%	4.8%	6.3%
Does the number of attending physicians-of-record on inpatient rotations interfere with your educational experience or ability to accomplish your daily tasks of patient care, including work rounds?	1.6%	0.0%	14.3%	25.4%	44.4%	14.3%
Do residents from other specialties supervise you while on internal medicine inpatient rotations?	0.0%	0.0%	9.5%	15.9%	66.7%	7.9%

Quality of Training

Clinical Experience

Didactic Experience


In each of the following areas, have you had adequate clinical and didactic experience?

	Yes	No	Don't Know/NA	Yes	No	Don't Know/NA
General Medicine	100.0%	0.0%	0.0%	88.9%	11.1%	0.0%
Cardiovascular Disease	94.4%	0.0%	5.6%	83.3%	16.7%	0.0%
Critical Care Medicine	94.4%	0.0%	5.6%	72.2%	22.2%	5.6%
Endocrinology, Diabetes & Metabolism	100.0%	0.0%	0.0%	83.3%	16.7%	0.0%
Gastroenterology	94.4%	0.0%	5.6%	55.6%	38.9%	5.6%
Geriatrics	100.0%	0.0%	0.0%	72.2%	27.8%	0.0%
Hematology	94.4%	0.0%	5.6%	77.8%	16.7%	5.6%
Infectious Disease	94.4%	0.0%	5.6%	83.3%	11.1%	5.6%
Nephrology	100.0%	0.0%	0.0%	83.3%	16.7%	0.0%
Oncology	94.4%	0.0%	5.6%	77.8%	16.7%	5.6%
Pulmonology	94.4%	0.0%	5.6%	83.3%	11.1%	5.6%
Rheumatology	94.4%	0.0%	5.6%	83.3%	11.1%	5.6%
Neurology	83.3%	11.1%	5.6%	50.0%	44.4%	5.6%
Emergency Medicine	94.4%	0.0%	5.6%	50.0%	44.4%	5.6%
In the prevention, counseling, detection, and diagnosis and treatment of gender-specific diseases	72.2%	22.2%	5.6%	66.7%	27.8%	5.6%

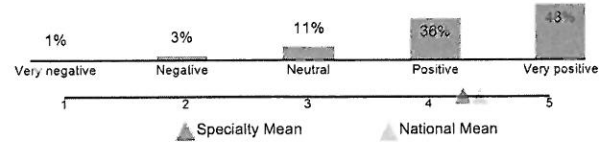
Please answer the questions below using the following scale:

	Yes	No	Don't Know/NA
Have you had experiences with patients who had a variety of clinical problems and stages of disease?	100.0%	0.0%	0.0%
Have you had experiences with patients of both genders and a broad age range?	94.4%	0.0%	5.6%
Has your continuity clinic experience allowed you to develop a continuous, therapeutic relationship with a panel of general internal medicine patients?	94.4%	5.6%	0.0%
At the completion of training, I will be able to manage patients in the prevention, counseling, detection, and diagnosis and treatment of diseases appropriate of a general internist.	94.4%	0.0%	5.6%

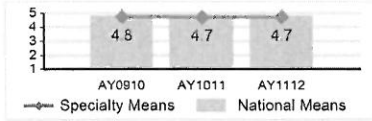
Specialty Means at-a-glance



Residents' overall evaluation of the program



Duty Hours

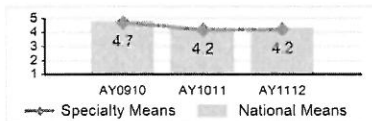


Requirement	% Compliant	Mean	National
80 hours	92%	4.6	4.8
1 day free in 7	97%	4.8	4.9
In-house call every 3rd night	99%	5.0	5.0
Night float no more than 6 nights	99%	4.9	5.0
8 hours between duty periods (differs by level of training)	94%	4.6	4.7
Continuous hours scheduled (differs by level of training)	93%	4.6	4.8

Reasons for exceeding duty hours:

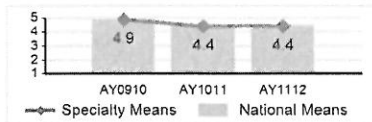
Patient needs	12%	Cover other's work	4%
Paperwork	14%	Night float	3%
Ed. Experience	3%	Schedule conflict	3%
		Other	3%

Faculty



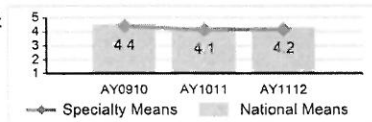
Requirement	% Compliant	Mean	National
Sufficient supervision	88%	4.2	4.4
Appropriate supervision	95%	4.6	4.7
Sufficient instruction	83%	4.1	4.2
Faculty and staff interested	84%	4.2	4.3
Faculty and staff create environment of inquiry	75%	4.0	4.2

Evaluation



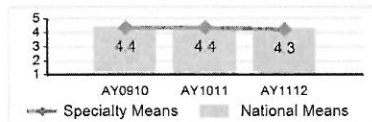
Requirement	% Compliant	Mean	National
Access evaluations	99%	5.0	5.0
Evaluate faculty	99%	5.0	5.0
Evaluations of faculty confidential	84%	4.2	4.3
Evaluate program	97%	4.9	4.9
Evaluations of program confidential	84%	4.2	4.3
Program uses evaluations to improve	70%	3.9	4.0
Satisfied with feedback after assignments	71%	3.9	4.0

Educational Content



Requirement	% Compliant	Mean	National
Provided goals and objectives for assignments	94%	4.7	4.9
Instructed to manage fatigue	90%	4.6	4.8
Satisfied with scholarly activities	66%	3.7	4.1
Appropriate balance for education	76%	4.0	4.2
Education (not) compromised by service	62%	3.7	4.0
Supervisors delegate appropriately	89%	4.1	4.2
Given data to show personal clinical effectiveness	68%	3.7	3.6
Variety of patients	97%	4.9	4.9

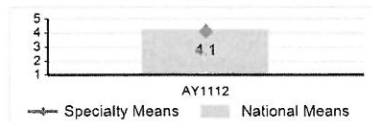
Resources



Requirement	% Compliant / % Yes*	Mean	National
Access to reference materials	99%	5.0	5.0
Electronic medical record in hospital*	89%	4.6	4.6
Electronic medical record in ambulatory*	89%	4.6	4.5
Electronic medical records integrated*	73%	4.6	4.7
Electronic medical record effective in daily clinical work	94%	4.1	4.1
Way to transition care when fatigued	72%	3.9	4.2
Satisfied with process to deal with problems and concerns	76%	4.0	4.2
Education (not) compromised by other trainees	93%	4.5	4.5
Residents can raise concerns without fear	77%	4.1	4.2

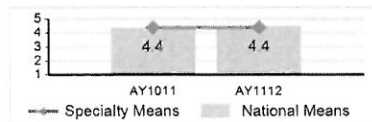
*Responses options are Yes or No. These responses are not included in the Program Means and are not considered non-compliant responses.

Patient Safety

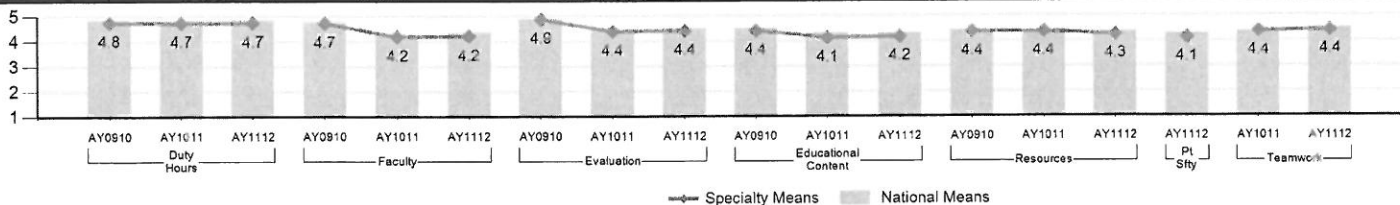


Requirement	% Compliant	Mean	National
Tell patients of respective role of residents	99%	4.5	4.5
Culture reinforces patient safety responsibility	99%	4.4	4.5
Participated in quality improvement	72%	3.9	4.0
Information (not) lost during shift changes	95%	3.8	4.0

Teamwork



Requirement	% Compliant	Mean	National
Work in interprofessional teams	99%	4.6	4.6
Effectively work in interprofessional teams	99%	4.2	4.4



	Year 1	Year 2	Year 3
What year are you in the program?	39.8%	30.8%	29.5%

Facilities

	Yes	No	Don't Know / NA
Do you use an electronic health record at the site(s) where the majority of your training occurs?	89.8%	9.4%	0.8%
Do you provide care for patients with acute coronary syndromes before and after interventional cardiology procedures?	93.5%	4.7%	1.8%
Are you satisfied with your on-call (sleeping room) facilities in terms of ALL the following: privacy, convenient location, safety, security, cleanliness, quiet, shower/bath? (NOTE: If you are unsatisfied with ANY aspect of your on-call facilities, please mark No for this question.)	75.1%	22.0%	2.9%
Is there a safe place at the hospital for you to store your books, medical equipment and other possessions?	89.1%	9.0%	1.9%
Do residents have 24-hour access to a lounge (i.e., a place to relax with fellow residents)?	94.2%	5.0%	0.8%
Do residents have 24-hour access to food facilities (either from a cafeteria or vending area)?	91.0%	8.4%	0.6%

Inpatient Setting

Ambulatory Setting

Are the following facilities and services adequate for patient care and teaching in the following settings?

	Inpatient Setting			Ambulatory Setting		
	Yes	No	Don't Know / NA	Yes	No	Don't Know / NA
Nursing Services	93.2%	6.0%	0.8%	88.5%	5.9%	5.6%
Clerical and Clinical Support Services	92.6%	6.0%	1.5%	87.8%	5.6%	6.7%
Translators	87.8%	7.0%	5.2%	77.7%	7.8%	14.6%
Social Workers	95.3%	4.2%	0.5%	78.4%	7.6%	14.0%
Dieticians	98.6%	0.6%	0.8%	76.8%	7.1%	16.1%
Patient Exam Rooms				93.7%	2.3%	4.0%
Space for Teaching Rounds	90.3%	9.3%	0.4%	87.3%	4.7%	8.0%
Conference / Teaching Facilities	96.5%	3.2%	0.3%	87.8%	4.3%	7.9%
Computer Access	89.8%	9.9%	0.3%	91.2%	4.6%	4.2%
Medical Records	97.1%	2.4%	0.5%	93.0%	2.4%	4.7%
Laboratory Data Retrieval	98.7%	1.0%	0.3%	94.3%	1.3%	4.4%
Radiographic Studies	98.8%	0.9%	0.3%	92.3%	2.4%	5.2%
Radiology Film and Report Retrieval	98.0%	1.2%	0.8%	91.9%	2.5%	5.7%

Faculty

	Yes	No	Don't Know / NA
Do the faculty promote an environment of inquiry and scholarship in the residency program?	90.7%	5.2%	4.1%

	Poor			Outstanding	
Please rate the interest of your faculty members in resident education	1.0%	2.5%	11.3%	42.0%	43.3%

Inpatient Setting

Ambulatory Setting

Are the following consultation services adequate to meet your educational and patient care needs?

	Inpatient Setting			Ambulatory Setting		
	Yes	No	Don't Know / NA	Yes	No	Don't Know / NA
Internal Medicine Subspecialties	98.4%	1.0%	0.6%	90.6%	2.1%	7.4%
General Surgery	90.4%	4.6%	5.0%	81.0%	3.6%	15.3%
Medical Ophthalmology	81.7%	8.6%	9.7%	79.1%	5.2%	15.8%
Office Gynecology	80.3%	4.9%	14.8%	81.8%	3.3%	14.9%
Otorhinolaryngology	86.3%	5.7%	8.0%	79.1%	4.4%	16.5%
Orthopedics	91.3%	3.6%	5.2%	81.9%	3.7%	14.4%
Psychiatry	91.7%	4.6%	3.7%	78.0%	8.1%	13.8%
Dermatology	80.9%	11.2%	7.9%	79.7%	6.4%	14.0%
Neurology	95.9%	1.8%	2.3%	85.5%	2.7%	11.7%
Physical Therapy and/or Rehabilitation Medicine	92.3%	2.7%	5.0%	82.0%	3.6%	14.4%

Inpatient Medicine

Inpatient Medicine

	Extremely often	Very often	Sometimes	Rarely	Never	Don't Know / NA
Are first-year residents ever responsible for more than 5 new admissions and 2 transfers or night float admissions per admitting day?	0.7%	1.2%	4.0%	11.5%	80.4%	2.2%
Do first-year residents ever have primary responsibility for the on-going care of more than 10 patients (excluding cross-coverage)?	0.7%	1.6%	5.6%	13.7%	76.8%	1.6%
Do first-year residents ever admit more than 8 new patients in 48 hours?	0.5%	1.3%	5.1%	11.2%	78.5%	3.5%
Do supervising residents ever admit more than 10 new patients in 24 hours?	0.7%	1.9%	7.2%	16.6%	64.3%	9.3%
Do supervising residents ever admit more than 16 patients in 48 hours? (except during night float rotations)	0.4%	0.7%	3.0%	8.8%	75.5%	11.6%
Does the supervising resident with one R1 ever have responsibility for the care of more than 14 patients? (excluding cross coverage)	1.2%	2.5%	7.7%	11.9%	67.3%	9.3%
Does the supervising resident with two R1s ever have responsibility for the ongoing care of more than 20 patients?	0.6%	1.3%	5.0%	12.1%	70.9%	10.1%
Do you routinely provide care for patients on the non-teaching service?	3.5%	4.3%	8.9%	16.8%	60.2%	6.3%
Do residents write all of the orders for patients on the teaching service?	66.2%	22.4%	4.0%	2.1%	4.2%	1.2%
Are all patient consultations from other services supervised by a qualified attending?	73.2%	20.5%	2.8%	0.4%	1.9%	1.1%
Do your teaching attendings conduct rounds with a frequency and duration sufficient to ensure a meaningful teaching relationship?	52.9%	33.6%	9.6%	1.8%	1.8%	0.3%
Does the number of attending physicians-of-record on inpatient rotations interfere with your educational experience or ability to accomplish your daily tasks of patient care, including work rounds?	5.9%	4.9%	10.3%	23.2%	51.8%	3.9%
Do you receive adequate education in performing safe transitions of care (handoffs)?	47.0%	36.5%	11.2%	2.8%	1.9%	0.7%

Emergency Room

	Yes	No	Don't Know / NA
Do you have first-contact responsibility for a sufficient number of unselected patients when you are assigned to emergency medicine?	67.0%	2.6%	30.1%
On your emergency medicine rotation, do you spend more than 12 hours of continuous duty (excluding sign-out)?	3.4%	67.1%	29.5%

Continuity Clinic

	Yes	No	Don't Know / NA
Does your continuity clinic experience allow you to follow the same panel of patients throughout all 3 years of the training program?	83.8%	6.8%	9.4%
Do you have adequate supervision and teaching during your longitudinal continuity clinic experience?	90.4%	2.5%	7.1%
Are you able to obtain appropriate and timely consultations for your continuity patients?	83.3%	6.4%	8.3%
Do you have adequate opportunity to participate in the management of your continuity panel of patients between outpatient visits?	81.3%	9.1%	9.6%
Has your program implemented models and/or schedules that minimize conflicts between inpatient and outpatient responsibilities?	80.4%	9.8%	9.7%

Conferences

	Yes	No	Don't Know / NA
Do you have an adequate opportunity to attend your program's teaching conferences?	90.3%	8.9%	0.8%
Are the teaching conferences educationally valuable?	94.3%	4.3%	1.4%

Evaluation

	Yes	No	Don't Know / NA
Does the program train residents by using simulation (examples: simulation of: codes; medical emergencies; medical procedures; simulated patients)?	86.6%	11.2%	2.3%
Do faculty routinely evaluate your interview and physical examination techniques?	77.5%	20.9%	1.6%
Do all your supervising faculty review your performance with you at the end of each rotation?	82.7%	16.4%	0.8%
Do you receive feedback on your performance from patients, peers, and non-physician team members?	86.3%	12.1%	1.6%
Does your program offer an effective resident advising program?	79.4%	12.4%	8.1%
Does the program director consider the opinion of the residents when making changes to the program?	89.6%	5.4%	5.1%
Are your ideas to improve patient care sought and used constructively by hospital and/or clinic leaders?	82.5%	8.0%	9.4%

Educational Program

By the end of your training, will you have had formal instruction (lectures and/or clinical experiences) in the following?

	Yes	No	Don't Know / NA
Prevention and Screening for Disease	98.0%	0.9%	1.1%
Quality Assessment & Improvement	94.4%	3.3%	2.3%
Evidence-Based Medicine, including clinical epidemiology and medical statistics	95.0%	3.3%	1.7%

Quality of Training

Clinical Experience

Didactic Experience

In each of the following areas, have you had adequate clinical and didactic experience?

	<u>Clinical Experience</u>			<u>Didactic Experience</u>		
	Yes	No	Don't Know / NA	Yes	No	Don't Know / NA
General Medicine	99.1%	0.6%	0.3%	96.7%	2.6%	0.7%
Cardiovascular Disease	98.3%	1.4%	0.3%	96.3%	3.0%	0.8%
Critical Care Medicine	98.8%	0.7%	0.5%	96.4%	2.7%	0.9%
Endocrinology, Diabetes & Metabolism	95.5%	3.9%	0.7%	94.1%	4.7%	1.2%
Gastroenterology	96.9%	2.6%	0.5%	94.5%	4.4%	1.0%
Geriatrics	96.3%	2.9%	0.8%	93.7%	5.1%	1.2%
Hematology	94.7%	4.6%	0.7%	92.8%	6.0%	1.2%
Infectious Disease	98.2%	1.4%	0.4%	96.7%	2.5%	0.8%
Nephrology	97.8%	1.7%	0.5%	96.3%	2.7%	1.0%
Oncology	94.8%	4.4%	0.8%	92.7%	6.1%	1.2%
Pulmonology	97.8%	1.7%	0.4%	96.4%	2.8%	0.8%
Rheumatology	91.8%	7.0%	1.3%	92.0%	6.6%	1.4%
Neurology	93.5%	5.5%	0.9%	90.5%	8.1%	1.3%

If you wanted clinical experiences in the following areas, are they available?

	Yes	No	Don't Know / NA
Psychiatry	81.0%	7.9%	11.1%
Dermatology	92.3%	4.8%	2.9%
Medical Ophthalmology	81.3%	8.0%	10.7%
Non-Operative Orthopedics	78.5%	8.9%	12.6%
Office Gynecology	85.1%	5.9%	9.0%
Physical Therapy and/or Rehabilitation Medicine	79.3%	8.2%	12.6%
Otorhinolaryngology	78.0%	8.9%	13.1%
Allergy/Immunology	85.5%	7.9%	6.6%
Palliative Medicine	91.8%	4.3%	3.9%
Sleep Medicine	73.7%	12.1%	14.3%

Do you have experience with patients that have a variety of clinical problems and stages of disease?

Does your overall ambulatory experience include an appropriate distribution of patients of both age and gender?

Do you receive quality and performance data about your panel of continuity patients?

Have you been supervised by faculty with whom you have developed a longitudinal relationship in your continuity clinic?

At the completion of training, I will be able to manage patients in the prevention, counseling, detection, and diagnosis and treatment of gender-specific diseases.


	Yes	No	Don't Know / NA
Do you have experience with patients that have a variety of clinical problems and stages of disease?	99.3%	0.4%	0.3%
Does your overall ambulatory experience include an appropriate distribution of patients of both age and gender?	94.9%	4.6%	0.5%
Do you receive quality and performance data about your panel of continuity patients?	85.0%	12.3%	2.7%
Have you been supervised by faculty with whom you have developed a longitudinal relationship in your continuity clinic?	97.4%	1.9%	0.7%
At the completion of training, I will be able to manage patients in the prevention, counseling, detection, and diagnosis and treatment of gender-specific diseases.	98.2%	1.0%	0.9%

Procedures

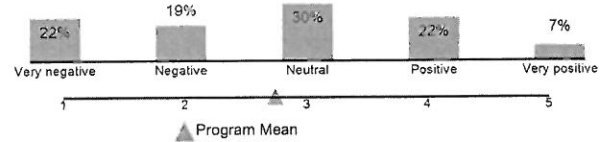
Did you have the opportunity to learn how to safely and competently perform those invasive procedures that are appropriate for your future practice?

	Yes	No	Don't Know / NA
Did you have the opportunity to learn how to safely and competently perform those invasive procedures that are appropriate for your future practice?	94.8%	4.0%	1.2%


Program Means at-a-glance



Residents' overall evaluation of the program



Duty Hours




- 80 hours
- 1 day free in 7
- In-house call every 3rd night
- Night float no more than 6 nights
- 8 hours between duty periods (differs by level of training)
- Continuous hours scheduled (differs by level of training)

	% Compliant	Mean
	78%	4.2
	81%	4.2
	85%	4.5
	100%	4.9
	78%	4.3
	96%	4.7

Reasons for exceeding duty hours:

Patient needs	30%	Cover other's work	33%
Paperwork	19%	Night float	4%
Ed. Experience	4%	Schedule conflict	11%
		Other	19%


Faculty



- Sufficient supervision
- Appropriate supervision
- Sufficient instruction
- Faculty and staff interested
- Faculty and staff create environment of inquiry

	% Compliant	Mean
	52%	3.4
	70%	4.0
	30%	2.9
	7%	2.5
	19%	2.5


Evaluation



- Access evaluations
- Evaluate faculty
- Evaluations of faculty confidential
- Evaluate program
- Evaluations of program confidential
- Program uses evaluations to improve
- Satisfied with feedback after assignments

	% Compliant	Mean
	96%	4.9
	96%	4.9
	41%	3.3
	81%	4.3
	41%	3.4
	11%	2.6
	41%	3.1


Educational Content



- Provided goals and objectives for assignments
- Instructed to manage fatigue
- Satisfied with scholarly activities
- Appropriate balance for education
- Education (not) compromised by service
- Supervisors delegate appropriately
- Given data to show personal clinical effectiveness
- Variety of patients

	% Compliant	Mean
	63%	3.5
	70%	3.8
	26%	2.8
	22%	2.8
	15%	2.3
	100%	4.3
	22%	1.9
	48%	2.9

Resources




- Access to reference materials
- Electronic medical record in hospital*
- Electronic medical record in ambulatory*
- Electronic medical records integrated*
- Electronic medical record effective in daily clinical work
- Way to transition care when fatigued
- Satisfied with process to deal with problems and concerns
- Education (not) compromised by other trainees
- Residents can raise concerns without fear

	% Compliant / % Yes*	Mean
	96%	4.9
	100%	5.0
	85%	4.4
	81%	4.9
	85%	3.4
	37%	2.5
	37%	3.2
	70%	4.1
	37%	2.9

*Responses options are Yes or No. These responses are not included in the Program Means and are not considered non-compliant responses.


Patient Safety



- Tell patients of respective role of residents
- Culture reinforces patient safety responsibility
- Participated in quality improvement
- Information (not) lost during shift changes

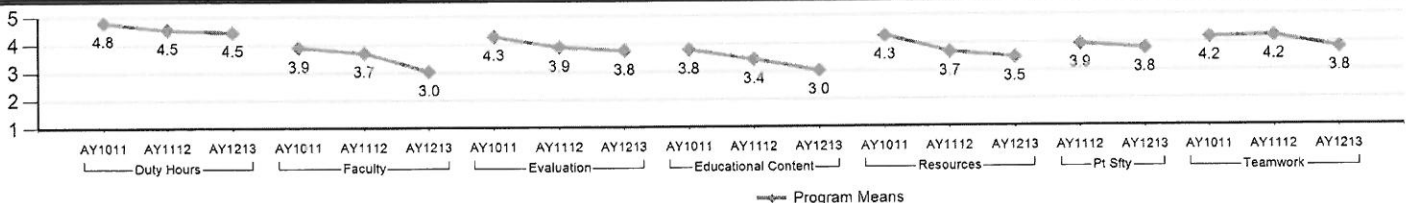
	% Compliant	Mean
	100%	4.5
	96%	3.9
	44%	2.8
	96%	3.9

Teamwork



- Work in interprofessional teams
- Effectively work in interprofessional teams

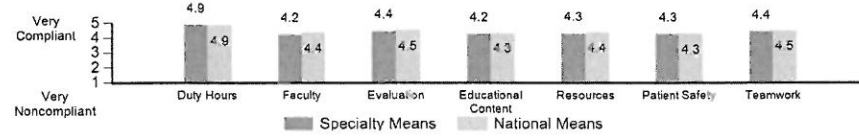
	% Compliant	Mean
	93%	4.2
	93%	3.4



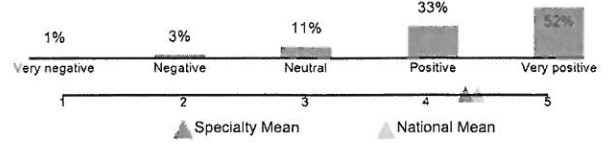
	Never	Rarely	Sometimes	Often	Almost all the time	Don't Know / NA
When you are on PACU, is an anesthesiologist readily and consistently available to you for questions and guidance?	0.0%	22.2%	22.2%	33.3%	7.4%	14.8%
When you are on OB, is there an attending anesthesiologist immediately available (within 5 minutes) for stat procedures (e.g., stat c-sections)?	0.0%	0.0%	11.1%	14.8%	44.4%	29.6%
When you are on OB, is there an attending anesthesiologist immediately available (within 20 minutes) for non-emergent procedures?	0.0%	0.0%	3.7%	7.4%	59.3%	29.6%
How often do you teach medical students and / or junior residents?	0.0%	3.7%	25.9%	55.6%	11.1%	3.7%
How often do you share learning experiences with non-physician learners such as SRNAs?	22.2%	22.2%	37.0%	11.1%	3.7%	3.7%
Over the course of your residency, how often have you had senior residents and fellows as instructors?	0.0%	18.5%	37.0%	25.9%	14.8%	3.7%
Over the course of your residency, how often has instruction from senior residents and fellows limited the teaching you received from faculty?	40.7%	33.3%	18.5%	3.7%	0.0%	3.7%
When you are working in the pain clinics, are you an active participant in patient care?	0.0%	11.1%	11.1%	22.2%	25.9%	29.6%
Do you feel that you are an integral member of the critical care team?	0.0%	0.0%	3.7%	29.6%	40.7%	25.9%
How often have you been allowed to be excused from operating room assignments (during elective operating schedule time) to attend conferences?	0.0%	22.2%	48.1%	14.8%	11.1%	3.7%
Do you have adequate operating room support services from anesthesia technicians, anesthesia assistants, nursing staff or otherwise?	0.0%	7.4%	14.8%	40.7%	33.3%	3.7%
Do you regularly evaluate patients after discharge from the PACU and discuss post-operative status with faculty?	11.1%	25.9%	44.4%	3.7%	7.4%	7.4%

	Yes	No	Don't Know / NA
Has your program director reviewed your clinical experience logs at least quarterly (every three months)?	55.6%	7.4%	37.0%
Are you satisfied with your on-call (sleeping room) facilities in terms of ALL the following: privacy, convenient location, safety, security, cleanliness, quiet, appropriate facilities for men and women, availability of a shower/bath? (NOTE: If you are unsatisfied with ANY aspect of your on-call facilities, please mark No for this question.)	63.0%	33.3%	3.7%
Is the space provided for you to attend resident conferences and to study adequate both for amount of space (i.e. not too cramped) and environmental conditions (e.g. quiet, clean)?	88.9%	3.7%	7.4%

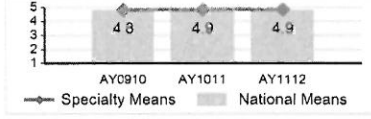
Specialty Means at-a-glance



Residents' overall evaluation of the program



Duty Hours

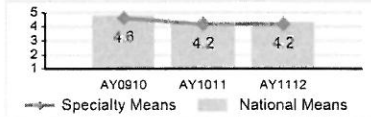


	% Compliant	Mean	National
80 hours	98%	4.8	4.8
1 day free in 7	98%	4.9	4.9
In-house call every 3rd night	99%	4.9	5.0
Night float no more than 6 nights	99%	5.0	5.0
8 hours between duty periods (differs by level of training)	98%	4.8	4.7
Continuous hours scheduled (differs by level of training)	97%	4.8	4.8

Reasons for exceeding duty hours:

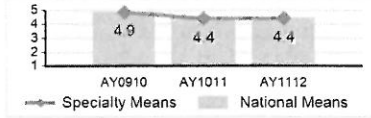
Patient needs	3%	Cover other's work	2%
Paperwork	5%	Night float	2%
Ed. Experience	1%	Schedule conflict	2%
		Other	2%

Faculty



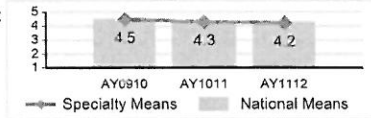
	% Compliant	Mean	National
Sufficient supervision	92%	4.3	4.4
Appropriate supervision	96%	4.6	4.7
Sufficient instruction	79%	4.1	4.2
Faculty and staff interested	76%	4.0	4.3
Faculty and staff create environment of inquiry	72%	3.9	4.2

Evaluation



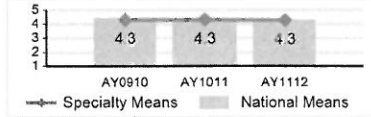
	% Compliant	Mean	National
Access evaluations	99%	5.0	5.0
Evaluate faculty	100%	5.0	5.0
Evaluations of faculty confidential	84%	4.3	4.3
Evaluate program	98%	4.9	4.9
Evaluations of program confidential	86%	4.3	4.3
Program uses evaluations to improve	69%	3.9	4.0
Satisfied with feedback after assignments	67%	3.8	4.0

Educational Content



	% Compliant	Mean	National
Provided goals and objectives for assignments	97%	4.9	4.9
Instructed to manage fatigue	94%	4.8	4.8
Satisfied with scholarly activities	76%	4.0	4.1
Appropriate balance for education	78%	4.1	4.2
Education (not) compromised by service	70%	3.9	4.0
Supervisors delegate appropriately	90%	4.2	4.2
Given data to show personal clinical effectiveness	56%	3.2	3.6
Variety of patients	95%	4.8	4.9

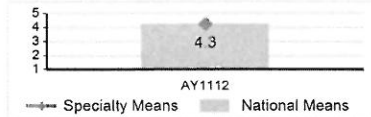
Resources



	% Compliant / % Yes*	Mean	National
Access to reference materials	99%	5.0	5.0
Electronic medical record in hospital*	94%	4.7	4.6
Electronic medical record in ambulatory*	90%	4.6	4.5
Electronic medical records integrated*	85%	4.8	4.7
Electronic medical record effective in daily clinical work	96%	4.2	4.1
Way to transition care when fatigued	79%	4.2	4.2
Satisfied with process to deal with problems and concerns	78%	4.1	4.2
Education (not) compromised by other trainees	86%	4.3	4.5
Residents can raise concerns without fear	76%	4.1	4.2

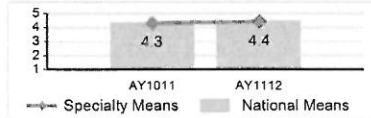
*Responses options are Yes or No. These responses are not included in the Program Means and are not considered non-compliant responses.

Patient Safety




	% Compliant	Mean	National
Tell patients of respective role of residents	99%	4.6	4.5
Culture reinforces patient safety responsibility	99%	4.5	4.5
Participated in quality improvement	73%	3.9	4.0
Information (not) lost during shift changes	97%	4.0	4.0

Teamwork




	% Compliant	Mean	National
Work in interprofessional teams	99%	4.6	4.6
Effectively work in interprofessional teams	98%	4.3	4.4



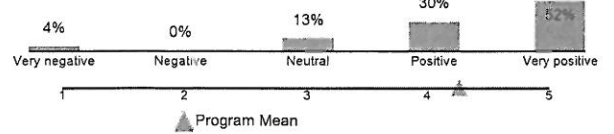
	Never	Rarely	Sometimes	Often	Almost all the time	Don't Know / NA
When you are on PACU, is an anesthesiologist readily and consistently available to you for questions and guidance?	0.1%	0.5%	3.0%	10.0%	70.4%	16.0%
When you are on OB, is there an attending anesthesiologist immediately available (within 5 minutes) for stat procedures (e.g., stat c-sections)?	0.1%	0.1%	0.4%	3.0%	72.1%	24.4%
When you are on OB, is there an attending anesthesiologist immediately available (within 20 minutes) for non-emergent procedures?	0.0%	0.1%	0.2%	2.6%	72.6%	24.5%
How often do you teach medical students and / or Junior residents?	0.6%	8.1%	35.1%	41.9%	9.8%	4.5%
How often do you share learning experiences with non-physician learners such as SRNAs?	23.1%	29.5%	22.8%	11.3%	3.4%	10.0%
Over the course of your residency, how often have you had senior residents and fellows as instructors?	3.1%	15.6%	36.1%	31.8%	9.3%	4.0%
Over the course of your residency, how often has instruction from senior residents and fellows limited the teaching you received from faculty?	48.8%	37.2%	6.0%	1.7%	1.3%	4.9%
When you are working in the pain clinics, are you an active participant in patient care?	0.3%	1.2%	5.2%	16.3%	46.7%	30.2%
Do you feel that you are an integral member of the critical care team?	0.5%	2.0%	8.1%	22.7%	57.9%	8.8%
How often have you been allowed to be excused from operating room assignments (during elective operating schedule time) to attend conferences?	2.4%	4.8%	12.9%	23.3%	40.9%	15.6%
Do you have adequate operating room support services from anesthesia technicians, anesthesia assistants, nursing staff or otherwise?	0.5%	2.7%	9.3%	24.4%	53.7%	9.4%
Do you regularly evaluate patients after discharge from the PACU and discuss post-operative status with faculty?	1.3%	8.9%	20.1%	28.4%	29.8%	11.5%

	Yes	No	Don't Know / NA
Has your program director reviewed your clinical experience logs at least quarterly (every three months)?	83.8%	2.7%	13.5%
Are you satisfied with your on-call (sleeping room) facilities in terms of ALL the following: privacy, convenient location, safety, security, cleanliness, quiet, appropriate facilities for men and women, availability of a shower/bath? (NOTE: If you are unsatisfied with ANY aspect of your on-call facilities, please mark No for this question.)	79.2%	16.6%	4.2%
Is the space provided for you to attend resident conferences and to study adequate both for amount of space (i.e. not too cramped) and environmental conditions (e.g. quiet, clean)?	89.9%	6.6%	3.6%


Program Means at-a-glance



Residents' overall evaluation of the program



Duty Hours




80 hours	74%	4.3
1 day free in 7	87%	4.6
In-house call every 3rd night	100%	5.0
Night float no more than 6 nights	100%	5.0
8 hours between duty periods (differs by level of training)	83%	4.4
Continuous hours scheduled (differs by level of training)	74%	4.2

Reasons for exceeding duty hours:


Patient needs	22%	Cover other's work	13%
Paperwork	35%	Night float	13%
Ed. Experience	17%	Schedule conflict	9%
		Other	9%

Faculty




	% Compliant	Mean
Sufficient supervision	91%	4.2
Appropriate supervision	91%	4.6
Sufficient instruction	78%	3.9
Faculty and staff interested	78%	4.1
Faculty and staff create environment of inquiry	57%	3.5

Evaluation




	% Compliant	Mean
Access evaluations	100%	5.0
Evaluate faculty	100%	5.0
Evaluations of faculty confidential	87%	4.2
Evaluate program	96%	4.8
Evaluations of program confidential	87%	4.2
Program uses evaluations to improve	52%	3.7
Satisfied with feedback after assignments	48%	3.5

Educational Content



	% Compliant	Mean
Provided goals and objectives for assignments	83%	4.3
Instructed to manage fatigue	87%	4.5
Satisfied with scholarly activities	35%	3.3
Appropriate balance for education	61%	3.7
Education (not) compromised by service	35%	3.1
Supervisors delegate appropriately	96%	4.3
Given data to show personal clinical effectiveness	22%	1.9
Variety of patients	96%	4.8


Resources



	% Compliant / % Yes*	Mean
Access to reference materials	96%	4.8
Electronic medical record in hospital*	100%	5.0
Electronic medical record in ambulatory*	96%	4.8
Electronic medical records integrated*	96%	5.0
Electronic medical record effective in daily clinical work	78%	3.1
Way to transition care when fatigued	65%	3.6
Satisfied with process to deal with problems and concerns	65%	3.8
Education (not) compromised by other trainees	91%	4.3
Residents can raise concerns without fear	74%	4.0


*Responses options are Yes or No. These responses are not included in the Program Means and are not considered non-compliant responses.

Patient Safety

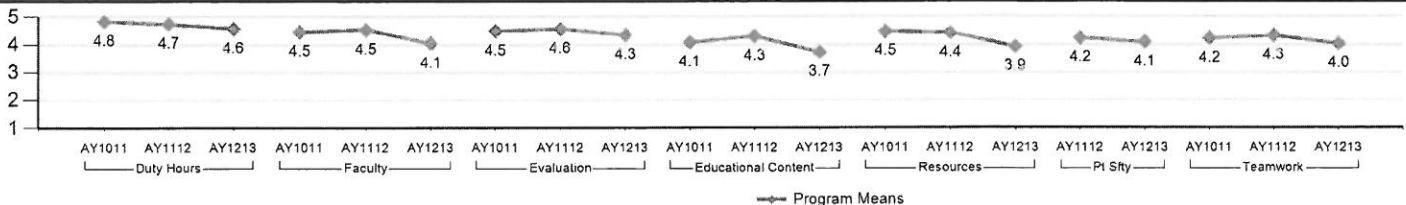


	% Compliant	Mean
Tell patients of respective role of residents	100%	4.5
Culture reinforces patient safety responsibility	96%	4.3
Participated in quality improvement	74%	4.0
Information (not) lost during shift changes	96%	3.7

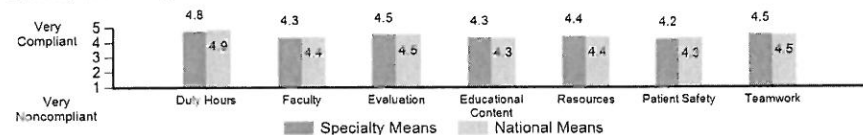
Teamwork



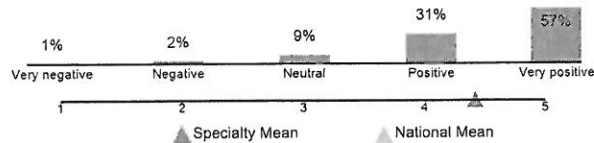
	% Compliant	Mean
Work in interprofessional teams	100%	4.2
Effectively work in interprofessional teams	100%	3.9



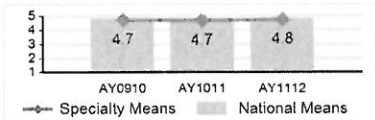
Specialty Means at-a-glance



Residents' overall evaluation of the program



Duty Hours




Requirement	% Compliant	Mean	National
80 hours	93%	4.6	4.8
1 day free in 7	97%	4.8	4.9
In-house call every 3rd night	99%	4.9	5.0
Night float no more than 6 nights	99%	4.9	5.0
8 hours between duty periods (differs by level of training)	95%	4.7	4.7
Continuous hours scheduled (differs by level of training)	95%	4.7	4.8

Reasons for exceeding duty hours:


Patient needs	9%	Cover other's work	4%
Paperwork	10%	Night float	4%
Ed. Experience	5%	Schedule conflict	5%
		Other	2%

Faculty



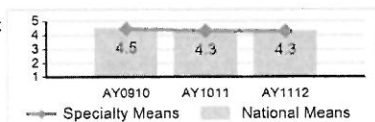
Requirement	% Compliant	Mean	National
Sufficient supervision	94%	4.4	4.4
Appropriate supervision	97%	4.7	4.7
Sufficient instruction	86%	4.2	4.2
Faculty and staff interested	84%	4.2	4.3
Faculty and staff create environment of inquiry	80%	4.1	4.2

Evaluation



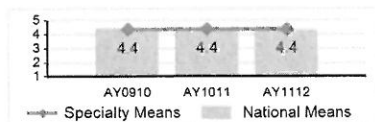
Requirement	% Compliant	Mean	National
Access evaluations	99%	5.0	5.0
Evaluate faculty	99%	5.0	5.0
Evaluations of faculty confidential	86%	4.3	4.3
Evaluate program	99%	4.9	4.9
Evaluations of program confidential	87%	4.3	4.3
Program uses evaluations to improve	75%	4.0	4.0
Satisfied with feedback after assignments	72%	3.9	4.0

Educational Content



Requirement	% Compliant	Mean	National
Provided goals and objectives for assignments	95%	4.8	4.9
Instructed to manage fatigue	95%	4.8	4.8
Satisfied with scholarly activities	82%	4.2	4.1
Appropriate balance for education	82%	4.2	4.2
Education (not) compromised by service	74%	4.0	4.0
Supervisors delegate appropriately	90%	4.2	4.2
Given data to show personal clinical effectiveness	58%	3.3	3.6
Variety of patients	98%	4.9	4.9

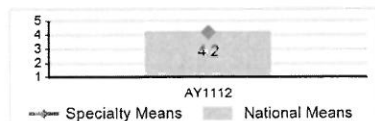
Resources



Requirement	% Compliant / % Yes*	Mean	National
Access to reference materials	99%	5.0	5.0
Electronic medical record in hospital*	90%	4.6	4.6
Electronic medical record in ambulatory*	89%	4.6	4.5
Electronic medical records integrated*	78%	4.7	4.7
Electronic medical record effective in daily clinical work	95%	4.2	4.1
Way to transition care when fatigued	85%	4.4	4.2
Satisfied with process to deal with problems and concerns	81%	4.2	4.2
Education (not) compromised by other trainees	90%	4.5	4.5
Residents can raise concerns without fear	81%	4.2	4.2


*Responses options are Yes or No. These responses are not included in the Program Means and are not considered non-compliant responses.

Patient Safety

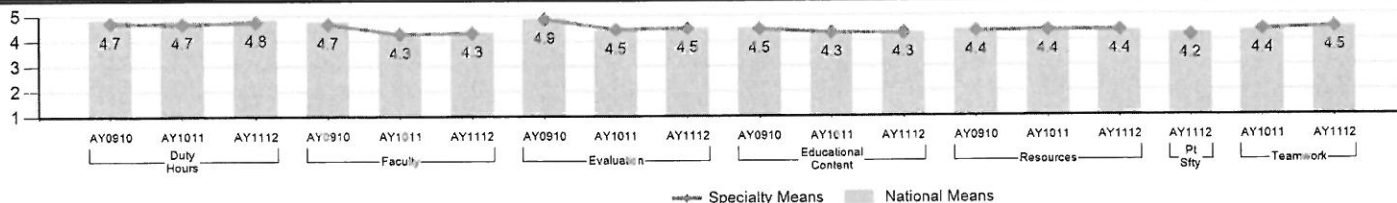


Requirement	% Compliant	Mean	National
Tell patients of respective role of residents	98%	4.5	4.5
Culture reinforces patient safety responsibility	99%	4.5	4.5
Participated in quality improvement	71%	3.9	4.0
Information (not) lost during shift changes	96%	3.9	4.0


Teamwork



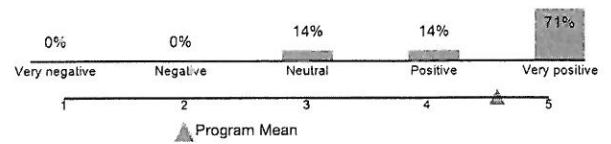
Requirement	% Compliant	Mean	National
Work in interprofessional teams	99%	4.6	4.6
Effectively work in interprofessional teams	99%	4.4	4.4




Program Means at-a-glance



Residents' overall evaluation of the program



Duty Hours




	% Compliant	Mean
80 hours	100%	5.0
1 day free in 7	100%	5.0
In-house call every 3rd night	100%	5.0
Night float no more than 6 nights	100%	5.0
8 hours between duty periods (differs by level of training)	100%	5.0
Continuous hours scheduled (differs by level of training)	100%	5.0

Reasons for exceeding duty hours:


Reason	Percentage	Reason	Percentage
Patient needs	0%	Cover other's work	0%
Paperwork	0%	Night float	0%
Ed. Experience	0%	Schedule conflict	0%
		Other	0%

Faculty




	% Compliant	Mean
Sufficient supervision	100%	4.7
Appropriate supervision	86%	4.7
Sufficient instruction	86%	4.6
Faculty and staff interested	86%	4.6
Faculty and staff create environment of inquiry	86%	4.7

Evaluation




	% Compliant	Mean
Access evaluations	100%	5.0
Evaluate faculty	86%	4.4
Evaluations of faculty confidential	86%	4.7
Evaluate program	86%	4.4
Evaluations of program confidential	86%	4.7
Program uses evaluations to improve	86%	4.6
Satisfied with feedback after assignments	86%	4.6

Educational Content



	% Compliant	Mean
Provided goals and objectives for assignments	100%	5.0
Instructed to manage fatigue	86%	4.4
Satisfied with scholarly activities	86%	4.7
Appropriate balance for education	71%	4.1
Education (not) compromised by service	86%	4.6
Supervisors delegate appropriately	100%	4.9
Given data to show personal clinical effectiveness	100%	5.0
Variety of patients	86%	4.4

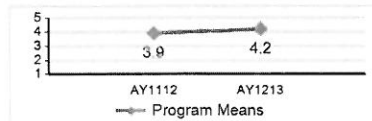
Resources



	% Compliant / % Yes*	Mean
Access to reference materials	86%	4.4
Electronic medical record in hospital*	100%	5.0
Electronic medical record in ambulatory*	100%	5.0
Electronic medical records integrated*	100%	5.0
Electronic medical record effective in daily clinical work	100%	4.6
Way to transition care when fatigued	100%	5.0
Satisfied with process to deal with problems and concerns	86%	4.6
Education (not) compromised by other trainees	100%	4.9
Residents can raise concerns without fear	86%	4.7


*Responses options are Yes or No. These responses are not included in the Program Means and are not considered non-compliant responses.

Patient Safety

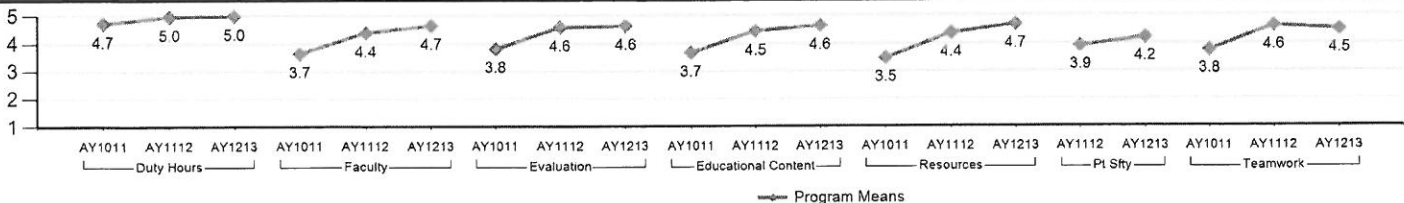


	% Compliant	Mean
Tell patients of respective role of residents	86%	4.4
Culture reinforces patient safety responsibility	100%	4.7
Participated in quality improvement	57%	3.3
Information (not) lost during shift changes	100%	4.4

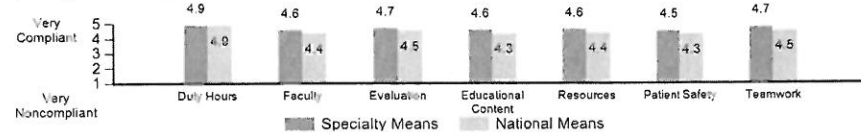
Teamwork



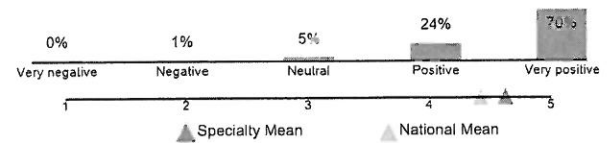
	% Compliant	Mean
Work in interprofessional teams	86%	4.4
Effectively work in interprofessional teams	100%	4.6




Specialty Means at-a-glance



Residents' overall evaluation of the program



Duty Hours



80/88 hours*
 1 day free in 7
 In-house call every 3rd night
 Night float no more than 6 nights
 8 hours between duty periods (differs by level of training)
 Continuous hours scheduled (differs by level of training)


	% Compliant	Mean	National
	97%	4.8	4.8
	99%	4.9	4.9
	100%	5.0	5.0
	100%	5.0	5.0
	98%	4.8	4.7
	98%	4.9	4.8

Reasons for exceeding duty hours:

Patient needs	4%	Cover other's work	2%
Paperwork	3%	Night float	0%
Ed. Experience	3%	Schedule conflict	1%
		Other	1%

* Duty hour exception applicable to intermediate and advanced training levels within approved programs.

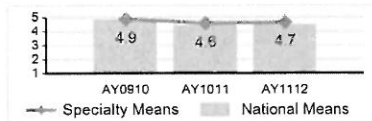
Faculty



Sufficient supervision
 Appropriate supervision
 Sufficient instruction
 Faculty and staff interested
 Faculty and staff create environment of inquiry

	% Compliant	Mean	National
	97%	4.6	4.4
	98%	4.8	4.7
	92%	4.5	4.2
	90%	4.5	4.3
	86%	4.4	4.2

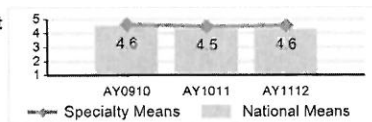
Evaluation



Access evaluations
 Evaluate faculty
 Evaluations of faculty confidential
 Evaluate program
 Evaluations of program confidential
 Program uses evaluations to improve
 Satisfied with feedback after assignments

	% Compliant	Mean	National
	99%	4.9	5.0
	99%	5.0	5.0
	90%	4.5	4.3
	99%	5.0	4.9
	92%	4.6	4.3
	84%	4.3	4.0
	85%	4.4	4.0

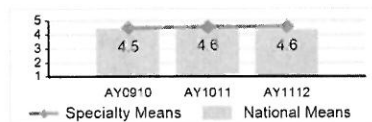
Educational Content



Provided goals and objectives for assignments
 Instructed to manage fatigue
 Satisfied with scholarly activities
 Appropriate balance for education
 Education (not) compromised by service
 Supervisors delegate appropriately
 Given data to show personal clinical effectiveness
 Variety of patients

	% Compliant	Mean	National
	98%	4.9	4.9
	98%	4.9	4.8
	90%	4.5	4.1
	90%	4.5	4.2
	84%	4.3	4.0
	91%	4.4	4.2
	79%	4.1	3.6
	96%	4.8	4.9

Resources




Access to reference materials
 Electronic medical record in hospital*
 Electronic medical record in ambulatory*
 Electronic medical records integrated*
 Electronic medical record effective in daily clinical work
 Way to transition care when fatigued
 Satisfied with process to deal with problems and concerns
 Education (not) compromised by other trainees
 Residents can raise concerns without fear

	% Compliant / % Yes*	Mean	National
	99%	5.0	5.0
	91%	4.7	4.6
	93%	4.7	4.5
	85%	4.8	4.7
	95%	4.4	4.1
	92%	4.7	4.2
	89%	4.5	4.2
	94%	4.7	4.5
	86%	4.4	4.2

*Responses options are Yes or No. These responses are not included in the Program Means and are not considered non-compliant responses.

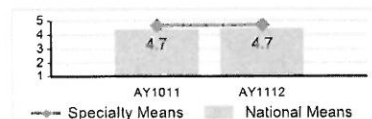
Patient Safety



Tell patients of respective role of residents
 Culture reinforces patient safety responsibility
 Participated in quality improvement
 Information (not) lost during shift changes

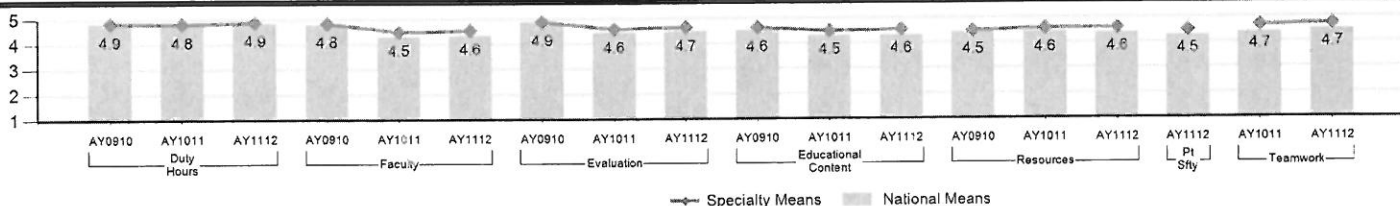
	% Compliant	Mean	National
	99%	4.7	4.5
	100%	4.7	4.5
	84%	4.3	4.0
	97%	4.2	4.0

Teamwork

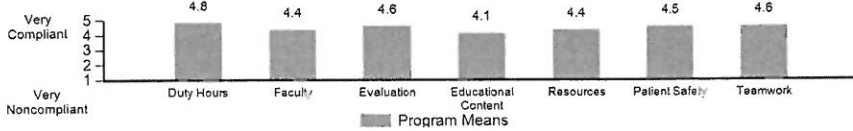


Work in interprofessional teams
 Effectively work in interprofessional teams

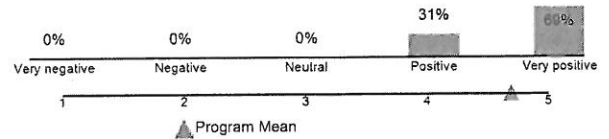
	% Compliant	Mean	National
	100%	4.8	4.6
	100%	4.7	4.4




Program Means at-a-glance



Residents' overall evaluation of the program



Duty Hours




Requirement	% Compliant	Mean
80 hours	94%	4.8
1 day free in 7	88%	4.6
In-house call every 3rd night	100%	5.0
Night float no more than 6 nights	100%	5.0
8 hours between duty periods (differs by level of training)	100%	4.8
Continuous hours scheduled (differs by level of training)	94%	4.9

Reasons for exceeding duty hours:


Reason	Percentage
Patient needs	6%
Paperwork	0%
Ed. Experience	6%
Cover other's work	0%
Night float	0%
Schedule conflict	0%
Other	6%

Faculty




Requirement	% Compliant	Mean
Sufficient supervision	94%	4.5
Appropriate supervision	94%	4.6
Sufficient instruction	94%	4.4
Faculty and staff interested	88%	4.2
Faculty and staff create environment of inquiry	88%	4.2

Evaluation



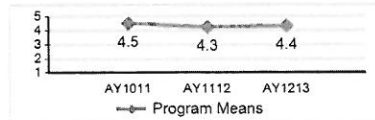
Requirement	% Compliant	Mean
Access evaluations	100%	5.0
Evaluate faculty	100%	5.0
Evaluations of faculty confidential	94%	4.5
Evaluate program	100%	5.0
Evaluations of program confidential	88%	4.4
Program uses evaluations to improve	75%	3.9
Satisfied with feedback after assignments	94%	4.3

Educational Content



Requirement	% Compliant	Mean
Provided goals and objectives for assignments	86%	4.5
Instructed to manage fatigue	100%	5.0
Satisfied with scholarly activities	63%	3.8
Appropriate balance for education	81%	4.2
Education (not) compromised by service	63%	3.8
Supervisors delegate appropriately	100%	4.6
Given data to show personal clinical effectiveness	25%	2.0
Variety of patients	100%	5.0


Resources



Requirement	% Compliant / % Yes*	Mean
Access to reference materials	100%	5.0
Electronic medical record in hospital*	100%	5.0
Electronic medical record in ambulatory*	100%	5.0
Electronic medical records integrated*	100%	5.0
Electronic medical record effective in daily clinical work	81%	3.2
Way to transition care when fatigued	94%	4.8
Satisfied with process to deal with problems and concerns	94%	4.4
Education (not) compromised by other trainees	100%	4.6
Residents can raise concerns without fear	81%	4.1


*Responses options are Yes or No. These responses are not included in the Program Means and are not considered non-compliant responses.

Patient Safety




Requirement	% Compliant	Mean
Tell patients of respective role of residents	100%	4.6
Culture reinforces patient safety responsibility	100%	4.6
Participated in quality improvement	94%	4.8
Information (not) lost during shift changes	100%	4.2

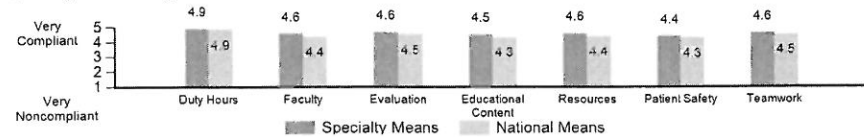
Teamwork



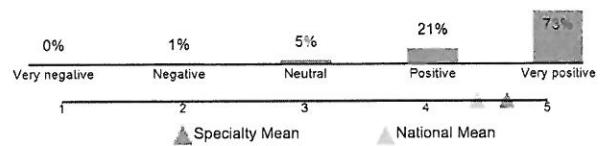
Requirement	% Compliant	Mean
Work in interprofessional teams	100%	4.6
Effectively work in interprofessional teams	100%	4.5




Specialty Means at-a-glance



Residents' overall evaluation of the program



Duty Hours

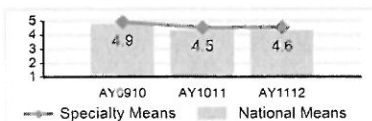


Requirement	% Compliant	Mean	National
80 hours	97%	4.8	4.8
1 day free in 7	99%	4.9	4.9
In-house call every 3rd night	100%	5.0	5.0
Night float no more than 6 nights	100%	5.0	5.0
8 hours between duty periods (differs by level of training)	97%	4.8	4.7
Continuous hours scheduled (differs by level of training)	98%	4.9	4.8

Reasons for exceeding duty hours:

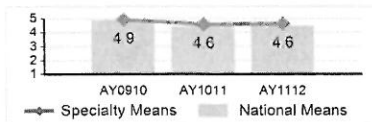
Patient needs	3%	Cover other's work	2%
Paperwork	4%	Night float	1%
Ed. Experience	3%	Schedule conflict	2%
		Other	1%

Faculty



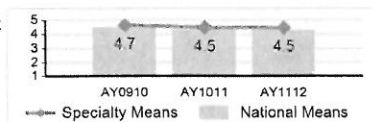
Requirement	% Compliant	Mean	National
Sufficient supervision	97%	4.6	4.4
Appropriate supervision	98%	4.8	4.7
Sufficient instruction	94%	4.5	4.2
Faculty and staff interested	92%	4.5	4.3
Faculty and staff create environment of inquiry	90%	4.5	4.2

Evaluation



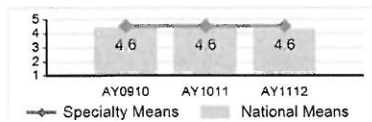
Requirement	% Compliant	Mean	National
Access evaluations	99%	4.9	5.0
Evaluate faculty	99%	5.0	5.0
Evaluations of faculty confidential	92%	4.5	4.3
Evaluate program	99%	5.0	4.9
Evaluations of program confidential	93%	4.5	4.3
Program uses evaluations to improve	85%	4.4	4.0
Satisfied with feedback after assignments	84%	4.3	4.0

Educational Content



Requirement	% Compliant	Mean	National
Provided goals and objectives for assignments	97%	4.9	4.9
Instructed to manage fatigue	97%	4.9	4.8
Satisfied with scholarly activities	89%	4.4	4.1
Appropriate balance for education	92%	4.5	4.2
Education (not) compromised by service	84%	4.3	4.0
Supervisors delegate appropriately	91%	4.3	4.2
Given data to show personal clinical effectiveness	68%	3.7	3.6
Variety of patients	99%	5.0	4.9

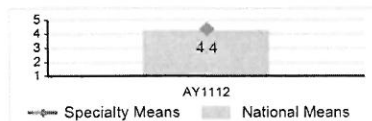
Resources



Requirement	% Compliant / % Yes*	Mean	National
Access to reference materials	100%	5.0	5.0
Electronic medical record in hospital*	90%	4.6	4.6
Electronic medical record in ambulatory*	88%	4.5	4.5
Electronic medical records integrated*	79%	4.7	4.7
Electronic medical record effective in daily clinical work	95%	4.2	4.1
Way to transition care when fatigued	92%	4.7	4.2
Satisfied with process to deal with problems and concerns	90%	4.5	4.2
Education (not) compromised by other trainees	93%	4.6	4.5
Residents can raise concerns without fear	87%	4.4	4.2


*Responses options are Yes or No. These responses are not included in the Program Means and are not considered non-compliant responses.

Patient Safety

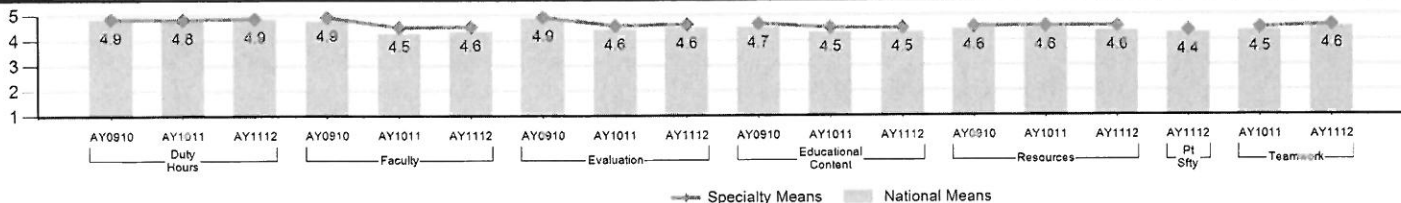


Requirement	% Compliant	Mean	National
Tell patients of respective role of residents	99%	4.6	4.5
Culture reinforces patient safety responsibility	100%	4.7	4.5
Participated in quality improvement	76%	4.0	4.0
Information (not) lost during shift changes	98%	4.3	4.0

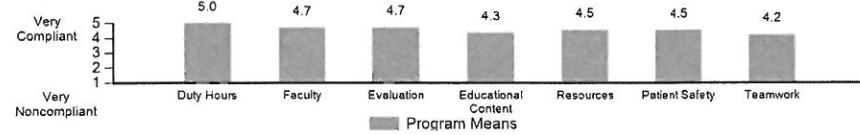
Teamwork



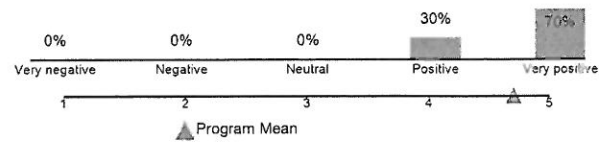
Requirement	% Compliant	Mean	National
Work in interprofessional teams	99%	4.6	4.6
Effectively work in interprofessional teams	100%	4.6	4.4




Program Means at-a-glance



Residents' overall evaluation of the program



Duty Hours




	% Compliant	Mean
80 hours	100%	5.0
1 day free in 7	100%	5.0
In-house call every 3rd night	100%	5.0
Night float no more than 6 nights	100%	5.0
8 hours between duty periods (differs by level of training)	100%	5.0
Continuous hours scheduled (differs by level of training)	100%	5.0

Reasons for exceeding duty hours:


Reason	%	Reason	%
Patient needs	0%	Cover other's work	0%
Paperwork	0%	Night float	0%
Ed. Experience	0%	Schedule conflict	0%
		Other	0%

Faculty



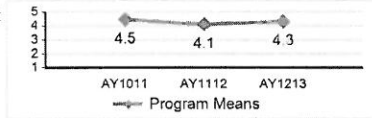
	% Compliant	Mean
Sufficient supervision	100%	4.7
Appropriate supervision	100%	4.9
Sufficient instruction	100%	4.6
Faculty and staff interested	100%	4.7
Faculty and staff create environment of inquiry	90%	4.5

Evaluation



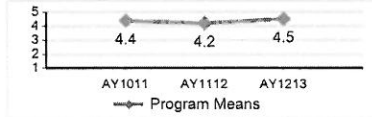
	% Compliant	Mean
Access evaluations	100%	5.0
Evaluate faculty	100%	5.0
Evaluations of faculty confidential	100%	4.7
Evaluate program	100%	5.0
Evaluations of program confidential	100%	4.6
Program uses evaluations to improve	80%	4.2
Satisfied with feedback after assignments	80%	4.4

Educational Content



	% Compliant	Mean
Provided goals and objectives for assignments	100%	5.0
Instructed to manage fatigue	80%	4.2
Satisfied with scholarly activities	90%	4.3
Appropriate balance for education	90%	4.6
Education (not) compromised by service	90%	4.1
Supervisors delegate appropriately	100%	4.9
Given data to show personal clinical effectiveness	50%	3.0
Variety of patients	90%	4.6


Resources



	% Compliant / % Yes*	Mean
Access to reference materials	100%	5.0
Electronic medical record in hospital*	100%	5.0
Electronic medical record in ambulatory*	90%	4.6
Electronic medical records integrated*	90%	5.0
Electronic medical record effective in daily clinical work	100%	4.5
Way to transition care when fatigued	70%	3.8
Satisfied with process to deal with problems and concerns	90%	4.6
Education (not) compromised by other trainees	100%	4.7
Residents can raise concerns without fear	100%	4.6

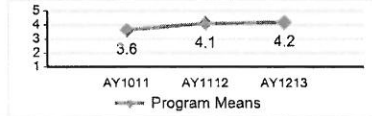
*Responses options are Yes or No. These responses are not included in the Program Means and are not considered non-compliant responses.

Patient Safety

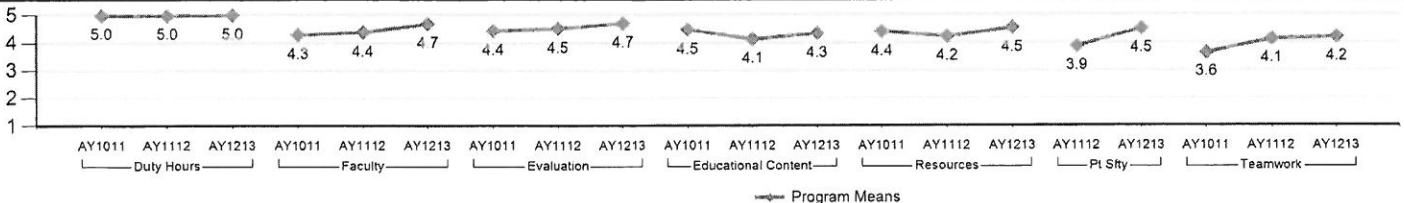


	% Compliant	Mean
Tell patients of respective role of residents	90%	4.2
Culture reinforces patient safety responsibility	100%	4.8
Participated in quality improvement	90%	4.6
Information (not) lost during shift changes	100%	4.4

Teamwork



	% Compliant	Mean
Work in interprofessional teams	90%	3.8
Effectively work in interprofessional teams	100%	4.6



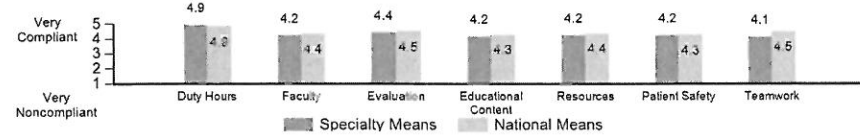
Please rate the quality of your education in the following areas:	Average	Poor 1	Fair 2	Good 3	Very Good 4	Excellent 5	Don't Know or Not Applicable (N/A)
Laboratory Management and Administration (Including Information Systems) (eg. QA, QI)	3.7	0.0%	10.0%	40.0%	20.0%	30.0%	0.0%
Autopsy Pathology	4.3	0.0%	0.0%	20.0%	30.0%	50.0%	0.0%
Surgical Pathology	4.5	0.0%	0.0%	0.0%	50.0%	50.0%	0.0%
Cytopathology	3.9	0.0%	10.0%	0.0%	60.0%	10.0%	20.0%
Neuropathology	4.2	0.0%	0.0%	10.0%	60.0%	30.0%	0.0%
Forensic Pathology	3.4	0.0%	10.0%	20.0%	10.0%	10.0%	50.0%
Pediatric Pathology	3.8	0.0%	10.0%	30.0%	30.0%	30.0%	0.0%
Dermatopathology	4.2	0.0%	10.0%	0.0%	50.0%	40.0%	0.0%
Hematology/Hematopathology	4.4	0.0%	0.0%	10.0%	30.0%	50.0%	10.0%
Coagulation	3.4	0.0%	20.0%	40.0%	20.0%	20.0%	0.0%
Serology and Immunochemistry	3.7	0.0%	0.0%	50.0%	30.0%	20.0%	0.0%
Blood Banking/Transfusion Medicine	3.7	0.0%	0.0%	50.0%	30.0%	20.0%	0.0%
Clinical Chemistry	4.1	0.0%	0.0%	20.0%	50.0%	30.0%	0.0%
Medical Information Management (e.g. Computerized Medical Records, Databases, etc.)	3.7	0.0%	10.0%	40.0%	10.0%	30.0%	10.0%
Toxicology	3.4	0.0%	10.0%	50.0%	10.0%	20.0%	10.0%
Medical Microbiology	4.4	0.0%	0.0%	10.0%	40.0%	50.0%	0.0%
Cytogenetics	4.0	0.0%	10.0%	10.0%	30.0%	30.0%	20.0%
Molecular Pathology/Molecular Diagnostics	4.1	0.0%	10.0%	10.0%	30.0%	40.0%	10.0%
Flow Cytometry	4.4	0.0%	0.0%	10.0%	30.0%	50.0%	10.0%

Please rate the quality of conferences in the following areas:	Average	Poor 1	Fair 2	Good 3	Very Good 4	Excellent 5	Don't Know or Not Applicable (N/A)
Morbidity/Mortality	4.3	0.0%	0.0%	0.0%	30.0%	10.0%	60.0%
Clinical Pathology	4.3	0.0%	0.0%	10.0%	50.0%	40.0%	0.0%
Gross Pathology	4.3	0.0%	0.0%	10.0%	40.0%	30.0%	20.0%
Surgical Pathology	4.4	0.0%	0.0%	0.0%	60.0%	40.0%	0.0%
Critical evaluation of literature (e.g. Journal Club)	4.3	0.0%	0.0%	0.0%	70.0%	30.0%	0.0%
Research	4.3	0.0%	0.0%	0.0%	60.0%	20.0%	20.0%

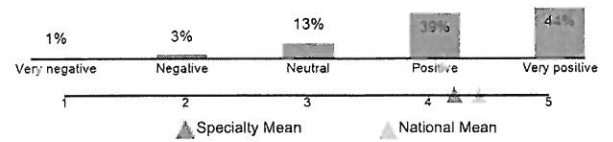
Please rate the quality of program space, equipment and facilities in the following areas:	Average	Poor 1	Fair 2	Good 3	Very Good 4	Excellent 5	Don't Know or Not Applicable (N/A)
Conference room	4.8	0.0%	0.0%	0.0%	20.0%	80.0%	0.0%
Resident personal work space	4.3	0.0%	0.0%	20.0%	30.0%	50.0%	0.0%
Autopsy suite	4.5	0.0%	0.0%	0.0%	50.0%	50.0%	0.0%
Cytopathology	4.4	0.0%	0.0%	0.0%	50.0%	30.0%	20.0%
Surgical pathology	4.2	0.0%	0.0%	10.0%	60.0%	30.0%	0.0%
Forensic pathology	4.3	0.0%	0.0%	0.0%	30.0%	10.0%	60.0%
Flow cytometry	4.4	0.0%	0.0%	0.0%	60.0%	40.0%	0.0%
Molecular diagnostic	4.5	0.0%	0.0%	0.0%	40.0%	40.0%	20.0%
Cytogenetic	4.4	0.0%	0.0%	0.0%	50.0%	40.0%	10.0%
Blood bank	4.2	0.0%	0.0%	10.0%	60.0%	30.0%	0.0%
Hematology	4.4	0.0%	0.0%	0.0%	50.0%	40.0%	10.0%
Chemistry	4.4	0.0%	0.0%	0.0%	60.0%	40.0%	0.0%
Microbiology	4.4	0.0%	0.0%	0.0%	60.0%	40.0%	0.0%

	Average	Strongly Disagree 1	Disagree 2	Neither Agree Nor Disagree 3	Agree 4	Strongly Agree 5	Don't Know or Not Applicable (N/A)
There is a sufficient number of technologists and other staff to support laboratory work as well as resident education in anatomic pathology	4.6	0.0%	0.0%	10.0%	20.0%	70.0%	0.0%
There is a sufficient number of technologists and other staff to support laboratory work as well as resident education in clinical pathology	4.6	0.0%	0.0%	0.0%	40.0%	60.0%	0.0%
Members of the teaching staff actively participate in clinical discussions, rounds, and conferences.	4.7	0.0%	0.0%	0.0%	30.0%	70.0%	0.0%
Members of the teaching staff are actively involved in the planning and presentation of program conferences, lectures, and seminars.	4.7	0.0%	0.0%	0.0%	30.0%	70.0%	0.0%
Residents actively participate in autopsies during their forensic pathology assignments.	4.7	0.0%	0.0%	0.0%	30.0%	60.0%	10.0%
Residents have adequate faculty supervision during all aspects of autopsy performance and reporting.	4.8	0.0%	0.0%	0.0%	20.0%	80.0%	0.0%
Residents have an opportunity to study slides of the surgical pathology specimens they gross before they are read and reported by an attending	4.6	0.0%	10.0%	0.0%	10.0%	80.0%	0.0%
Residents are given responsibility for call during clinical pathology assignments.	5.0	0.0%	0.0%	0.0%	0.0%	100.0%	0.0%
Residents have opportunity to serve as a clinical pathology consultant to other services.	4.9	0.0%	0.0%	0.0%	10.0%	90.0%	0.0%
Residents have opportunity to serve as an anatomic pathology consultant to other services.	4.7	0.0%	0.0%	10.0%	10.0%	80.0%	0.0%
Residents have adequate faculty support ("backup") during call assignments	4.9	0.0%	0.0%	0.0%	10.0%	80.0%	10.0%
Residents are given a written statement of the program's educational goals, required rotations, and supervision guidelines.	4.6	0.0%	10.0%	0.0%	10.0%	80.0%	0.0%
Residents have 24-hour access to pathology reference materials at all program institutions.	4.9	0.0%	0.0%	0.0%	10.0%	90.0%	0.0%
Residents are encouraged to become involved in clinical or laboratory research.	4.6	0.0%	0.0%	10.0%	20.0%	70.0%	0.0%
The program provides guidance and technical support (eg, research design, statistical analysis) for resident research.	4.5	0.0%	0.0%	10.0%	30.0%	60.0%	0.0%
Pathology subspecialty residents (ie, fellows) rotating on the pathology service do not have an adverse impact on the education of residents.	4.8	0.0%	0.0%	0.0%	20.0%	80.0%	0.0%

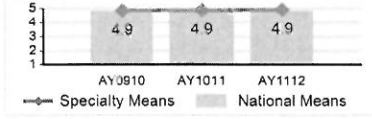
Specialty Means at-a-glance



Residents' overall evaluation of the program



Duty Hours

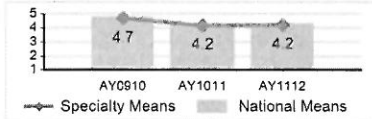


Requirement	% Compliant	Mean	National
80 hours	99%	4.9	4.8
1 day free in 7	99%	4.9	4.9
In-house call every 3rd night	100%	5.0	5.0
Night float no more than 6 nights	100%	5.0	5.0
8 hours between duty periods (differs by level of training)	98%	4.9	4.7
Continuous hours scheduled (differs by level of training)	100%	5.0	4.8

Reasons for exceeding duty hours:

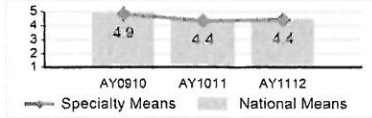
Patient needs	1%	Cover other's work	1%
Paperwork	2%	Night float	0%
Ed. Experience	1%	Schedule conflict	1%
		Other	1%

Faculty



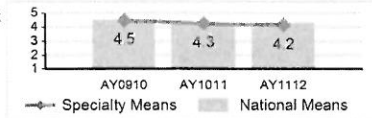
Requirement	% Compliant	Mean	National
Sufficient supervision	89%	4.2	4.4
Appropriate supervision	96%	4.6	4.7
Sufficient instruction	83%	4.1	4.2
Faculty and staff interested	82%	4.1	4.3
Faculty and staff create environment of inquiry	78%	4.0	4.2

Evaluation



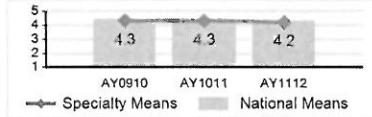
Requirement	% Compliant	Mean	National
Access evaluations	99%	5.0	5.0
Evaluate faculty	99%	5.0	5.0
Evaluations of faculty confidential	83%	4.2	4.3
Evaluate program	98%	4.9	4.9
Evaluations of program confidential	85%	4.2	4.3
Program uses evaluations to improve	69%	3.9	4.0
Satisfied with feedback after assignments	73%	3.9	4.0

Educational Content



Requirement	% Compliant	Mean	National
Provided goals and objectives for assignments	98%	4.9	4.9
Instructed to manage fatigue	95%	4.8	4.8
Satisfied with scholarly activities	81%	4.1	4.1
Appropriate balance for education	83%	4.2	4.2
Education (not) compromised by service	71%	3.9	4.0
Supervisors delegate appropriately	94%	4.2	4.2
Given data to show personal clinical effectiveness	37%	2.5	3.6
Variety of patients	92%	4.7	4.9

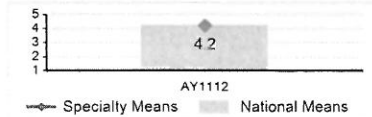
Resources



Requirement	% Compliant / % Yes*	Mean	National
Access to reference materials	99%	5.0	5.0
Electronic medical record in hospital*	97%	4.9	4.6
Electronic medical record in ambulatory*	87%	4.5	4.5
Electronic medical records integrated*	81%	4.8	4.7
Electronic medical record effective in daily clinical work	96%	4.1	4.1
Way to transition care when fatigued	69%	3.8	4.2
Satisfied with process to deal with problems and concerns	77%	4.0	4.2
Education (not) compromised by other trainees	91%	4.5	4.5
Residents can raise concerns without fear	78%	4.1	4.2

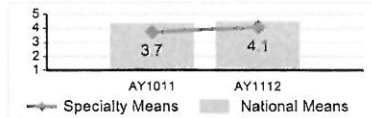
*Responses options are Yes or No. These responses are not included in the Program Means and are not considered non-compliant responses.

Patient Safety

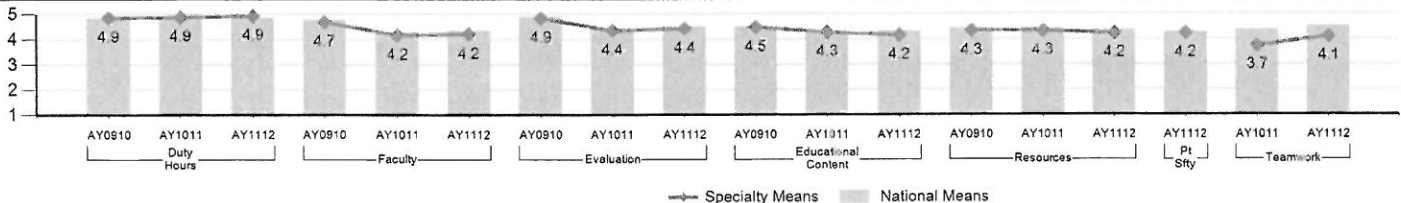


Requirement	% Compliant	Mean	National
Tell patients of respective role of residents	89%	4.4	4.5
Culture reinforces patient safety responsibility	98%	4.3	4.5
Participated in quality improvement	71%	3.8	4.0
Information (not) lost during shift changes	99%	4.4	4.0

Teamwork



Requirement	% Compliant	Mean	National
Work in interprofessional teams	88%	4.0	4.6
Effectively work in interprofessional teams	99%	4.3	4.4




Please rate the quality of your education in the following areas:	Average	Poor 1	Fair 2	Good 3	Very Good 4	Excellent 5	Don't Know or Not Applicable (N/A)
Laboratory Management and Administration (Including Information Systems) (eg, QA, QI)	3.7	2.6%	8.6%	20.3%	26.2%	24.0%	18.3%
Autopsy Pathology	4.0	1.9%	6.5%	17.1%	32.7%	37.5%	4.4%
Surgical Pathology	4.3	1.1%	3.2%	12.0%	31.6%	48.9%	3.1%
Cytopathology	4.3	0.5%	3.2%	10.4%	27.7%	39.5%	18.7%
Neuropathology	3.9	2.7%	6.2%	17.9%	24.2%	29.9%	19.1%
Forensic Pathology	4.1	1.3%	4.2%	11.3%	21.8%	30.1%	31.2%
Pediatric Pathology	3.7	3.0%	8.3%	16.4%	21.6%	22.9%	27.8%
Dermatopathology	4.0	2.6%	7.2%	14.1%	23.6%	33.8%	18.6%
Hematology/Hematopathology	4.4	0.8%	3.0%	10.1%	23.1%	50.3%	12.7%
Coagulation	4.1	1.7%	4.5%	12.6%	22.6%	34.7%	23.9%
Serology and Immunochemistry	3.9	1.5%	5.0%	16.3%	26.4%	24.4%	26.3%
Blood Banking/Transfusion Medicine	4.3	0.9%	3.2%	10.8%	24.0%	44.1%	17.1%
Clinical Chemistry	4.0	1.9%	5.1%	15.5%	25.0%	28.5%	24.0%
Medical Information Management (e.g. Computerized Medical Records, Databases, etc.)	3.6	3.4%	8.5%	18.7%	22.6%	18.6%	28.2%
Toxicology	3.6	3.2%	6.8%	15.9%	18.5%	16.6%	39.2%
Medical Microbiology	4.2	0.9%	3.2%	12.5%	25.6%	34.1%	23.7%
Cytogenetics	3.9	1.5%	4.3%	13.5%	20.6%	23.3%	36.7%
Molecular Pathology/Molecular Diagnostics	4.0	1.5%	4.2%	13.3%	23.3%	27.2%	30.5%
Flow Cytometry	4.2	0.9%	3.5%	11.8%	22.3%	37.7%	23.8%

Please rate the quality of conferences in the following areas:	Average	Poor 1	Fair 2	Good 3	Very Good 4	Excellent 5	Don't Know or Not Applicable (N/A)
Morbidity/Mortality	3.9	0.7%	3.9%	13.3%	19.3%	18.8%	44.0%
Clinical Pathology	4.0	1.1%	5.8%	17.0%	34.4%	33.6%	8.1%
Gross Pathology	4.0	2.4%	5.4%	17.5%	31.5%	35.4%	7.7%
Surgical Pathology	4.2	0.7%	3.4%	13.7%	33.1%	46.0%	3.2%
Critical evaluation of literature (e.g. Journal Club)	3.8	1.6%	8.4%	22.9%	34.1%	29.1%	3.8%
Research	3.8	2.6%	7.3%	19.8%	27.4%	26.4%	16.6%

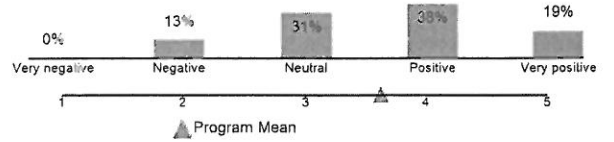
Please rate the quality of program space, equipment and facilities in the following areas:	Average	Poor 1	Fair 2	Good 3	Very Good 4	Excellent 5	Don't Know or Not Applicable (N/A)
Conference room	4.1	1.5%	5.2%	19.8%	32.9%	40.6%	0.0%
Resident personal work space	3.9	2.9%	8.4%	19.0%	30.9%	38.9%	0.0%
Autopsy suite	4.0	2.4%	6.8%	18.0%	30.3%	38.8%	3.6%
Cytopathology	4.2	0.5%	2.5%	14.6%	29.2%	34.5%	18.7%
Surgical pathology	3.9	1.9%	7.1%	19.7%	33.1%	34.8%	3.4%
Forensic pathology	4.2	0.7%	2.4%	10.5%	19.1%	30.7%	36.6%
Flow cytometry	4.2	0.3%	2.0%	11.6%	24.6%	33.0%	28.5%
Molecular diagnostic	4.2	0.8%	2.1%	10.9%	22.6%	30.0%	33.7%
Cytogenetic	4.2	0.8%	1.8%	10.4%	20.6%	26.5%	39.9%
Blood bank	4.2	0.2%	2.4%	12.9%	28.4%	38.7%	17.5%
Hematology	4.2	0.4%	2.0%	14.1%	27.8%	36.4%	19.4%
Chemistry	4.2	0.5%	2.1%	13.5%	28.0%	33.3%	22.7%
Microbiology	4.2	0.6%	2.0%	13.7%	26.0%	35.0%	22.8%

	Average	Strongly Disagree 1	Disagree 2	Neither Agree Nor Disagree 3	Agree 4	Strongly Agree 5	Don't Know or Not Applicable (N/A)
There is a sufficient number of technologists and other staff to support laboratory work as well as resident education in anatomic pathology	3.9	5.2%	10.7%	9.6%	35.9%	36.0%	2.6%
There is a sufficient number of technologists and other staff to support laboratory work as well as resident education in clinical pathology	4.4	0.6%	1.9%	5.0%	36.5%	45.6%	10.3%
Members of the teaching staff actively participate in clinical discussions, rounds, and conferences.	4.4	0.5%	2.0%	5.9%	41.6%	49.1%	0.9%
Members of the teaching staff are actively involved in the planning and presentation of program conferences, lectures, and seminars.	4.3	0.6%	2.6%	7.4%	40.1%	48.2%	1.1%
Residents actively participate in autopsies during their forensic pathology assignments.	4.6	0.6%	1.5%	2.7%	20.0%	51.7%	23.6%
Residents have adequate faculty supervision during all aspects of autopsy performance and reporting.	4.3	1.4%	3.8%	7.6%	37.8%	45.0%	4.4%
Residents have an opportunity to study slides of the surgical pathology specimens they gross before they are read and reported by an attending	4.5	1.1%	2.9%	5.1%	28.6%	58.9%	3.3%
Residents are given responsibility for call during clinical pathology assignments.	4.6	0.5%	0.7%	2.1%	25.7%	56.8%	14.3%
Residents have opportunity to serve as a clinical pathology consultant to other services.	4.5	0.4%	0.8%	3.1%	29.6%	53.0%	13.0%
Residents have opportunity to serve as an anatomic pathology consultant to other services.	4.4	0.5%	1.6%	6.5%	33.5%	50.7%	7.2%
Residents have adequate faculty support ("backup") during call assignments	4.6	0.2%	0.4%	3.0%	28.1%	61.8%	6.4%
Residents are given a written statement of the program's educational goals, required rotations, and supervision guidelines.	4.7	0.2%	0.5%	2.1%	27.5%	69.2%	0.5%
Residents have 24-hour access to pathology reference materials at all program institutions.	4.7	0.3%	0.8%	1.8%	25.2%	70.6%	1.3%
Residents are encouraged to become involved in clinical or laboratory research.	4.4	0.6%	1.9%	8.1%	33.0%	55.0%	1.3%
The program provides guidance and technical support (eg, research design, statistical analysis) for resident research.	4.1	2.3%	4.8%	12.1%	33.9%	38.6%	8.4%
Pathology subspecialty residents (ie, fellows) rotating on the pathology service do not have an adverse impact on the education of residents.	4.5	0.3%	1.2%	4.3%	29.1%	57.0%	8.1%


Program Means at-a-glance



Residents' overall evaluation of the program




Duty Hours



	% Compliant	Mean
80 hours	94%	4.6
1 day free in 7	100%	4.9
In-house call every 3rd night	100%	5.0
Night float no more than 6 nights	100%	5.0
8 hours between duty periods (differs by level of training)	100%	4.9
Continuous hours scheduled (differs by level of training)	100%	5.0


Reasons for exceeding duty hours:			
Patient needs	6%	Cover other's work	6%
Paperwork	6%	Night float	0%
Ed. Experience	6%	Schedule conflict	6%
		Other	6%

Faculty




	% Compliant	Mean
Sufficient supervision	81%	4.0
Appropriate supervision	94%	4.4
Sufficient instruction	56%	3.7
Faculty and staff interested	69%	3.9
Faculty and staff create environment of inquiry	69%	3.8

Evaluation




	% Compliant	Mean
Access evaluations	100%	5.0
Evaluate faculty	100%	5.0
Evaluations of faculty confidential	81%	4.1
Evaluate program	94%	4.8
Evaluations of program confidential	81%	4.1
Program uses evaluations to improve	63%	3.8
Satisfied with feedback after assignments	81%	3.8

Educational Content



	% Compliant	Mean
Provided goals and objectives for assignments	94%	4.8
Instructed to manage fatigue	75%	4.0
Satisfied with scholarly activities	94%	4.2
Appropriate balance for education	75%	4.1
Education (not) compromised by service	69%	3.7
Supervisors delegate appropriately	100%	4.5
Given data to show personal clinical effectiveness	38%	2.5
Variety of patients	100%	5.0


Resources



	% Compliant / % Yes*	Mean
Access to reference materials	100%	5.0
Electronic medical record in hospital*	94%	4.8
Electronic medical record in ambulatory*	100%	5.0
Electronic medical records integrated*	94%	5.0
Electronic medical record effective in daily clinical work	100%	3.9
Way to transition care when fatigued	75%	4.0
Satisfied with process to deal with problems and concerns	50%	3.4
Education (not) compromised by other trainees	100%	4.9
Residents can raise concerns without fear	56%	3.8

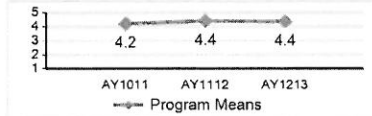
*Responses options are Yes or No. These responses are not included in the Program Means and are not considered non-compliant responses.

Patient Safety

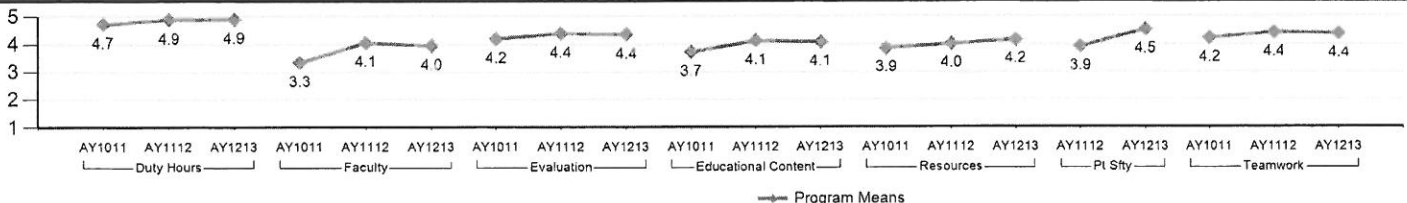


	% Compliant	Mean
Tell patients of respective role of residents	100%	4.9
Culture reinforces patient safety responsibility	100%	4.5
Participated in quality improvement	94%	4.8
Information (not) lost during shift changes	100%	4.0


Teamwork



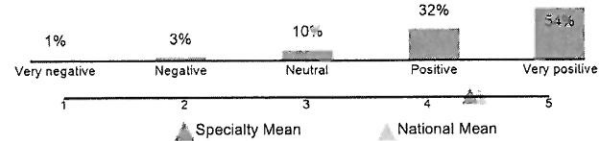
	% Compliant	Mean
Work in interprofessional teams	94%	4.6
Effectively work in interprofessional teams	100%	4.2



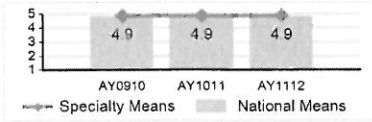
Specialty Means at-a-glance



Residents' overall evaluation of the program



Duty Hours

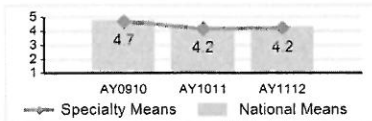


Requirement	% Compliant	Mean	National
80 hours	98%	4.9	4.8
1 day free in 7	99%	4.9	4.9
In-house call every 3rd night	100%	5.0	5.0
Night float no more than 6 nights	100%	5.0	5.0
8 hours between duty periods (differs by level of training)	97%	4.8	4.7
Continuous hours scheduled (differs by level of training)	98%	4.9	4.8

Reasons for exceeding duty hours:

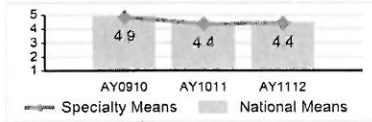
Patient needs	2%	Cover other's work	1%
Paperwork	4%	Night float	1%
Ed. Experience	0%	Schedule conflict	1%
		Other	2%

Faculty



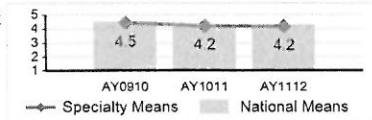
Requirement	% Compliant	Mean	National
Sufficient supervision	86%	4.2	4.4
Appropriate supervision	93%	4.6	4.7
Sufficient instruction	84%	4.2	4.2
Faculty and staff interested	85%	4.2	4.3
Faculty and staff create environment of inquiry	77%	4.0	4.2

Evaluation



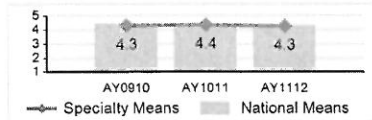
Requirement	% Compliant	Mean	National
Access evaluations	99%	5.0	5.0
Evaluate faculty	98%	4.9	5.0
Evaluations of faculty confidential	81%	4.2	4.3
Evaluate program	97%	4.9	4.9
Evaluations of program confidential	83%	4.2	4.3
Program uses evaluations to improve	72%	3.9	4.0
Satisfied with feedback after assignments	75%	4.0	4.0

Educational Content



Requirement	% Compliant	Mean	National
Provided goals and objectives for assignments	94%	4.8	4.9
Instructed to manage fatigue	92%	4.7	4.8
Satisfied with scholarly activities	77%	4.0	4.1
Appropriate balance for education	81%	4.2	4.2
Education (not) compromised by service	71%	3.9	4.0
Supervisors delegate appropriately	90%	4.2	4.2
Given data to show personal clinical effectiveness	52%	3.1	3.6
Variety of patients	96%	4.8	4.9

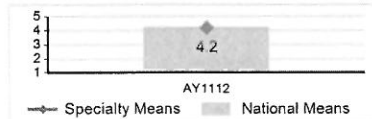
Resources



Requirement	% Compliant / % Yes*	Mean	National
Access to reference materials	98%	4.9	5.0
Electronic medical record in hospital*	90%	4.6	4.6
Electronic medical record in ambulatory*	83%	4.3	4.5
Electronic medical records integrated*	70%	4.6	4.7
Electronic medical record effective in daily clinical work	94%	4.1	4.1
Way to transition care when fatigued	73%	3.9	4.2
Satisfied with process to deal with problems and concerns	77%	4.0	4.2
Education (not) compromised by other trainees	95%	4.6	4.5
Residents can raise concerns without fear	77%	4.1	4.2

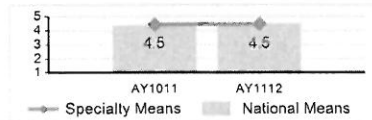
*Responses options are Yes or No. These responses are not included in the Program Means and are not considered non-compliant responses.

Patient Safety

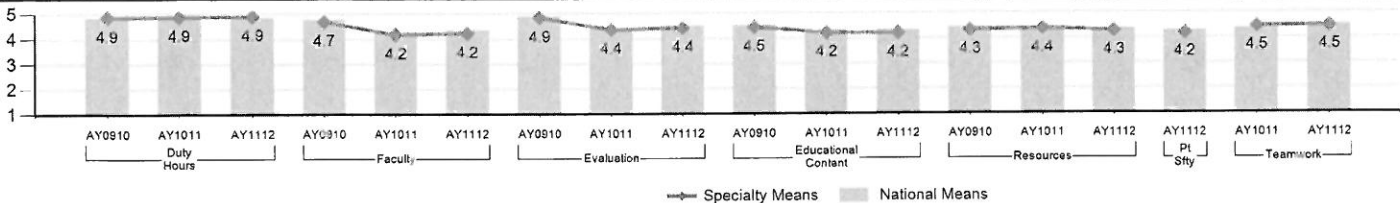


Requirement	% Compliant	Mean	National
Tell patients of respective role of residents	99%	4.6	4.5
Culture reinforces patient safety responsibility	99%	4.5	4.5
Participated in quality improvement	68%	3.7	4.0
Information (not) lost during shift changes	97%	4.0	4.0


Teamwork



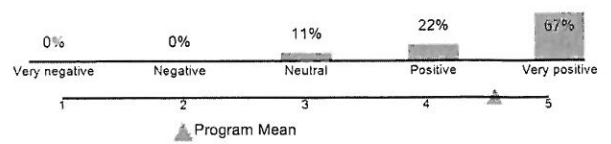
Requirement	% Compliant	Mean	National
Work in interprofessional teams	99%	4.6	4.6
Effectively work in interprofessional teams	99%	4.3	4.4




Program Means at-a-glance



Residents' overall evaluation of the program



Duty Hours

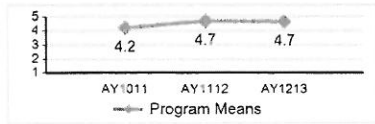


	% Compliant	Mean
80 hours	100%	5.0
1 day free in 7	100%	5.0
In-house call every 3rd night	100%	5.0
Night float no more than 6 nights	100%	5.0
8 hours between duty periods (differs by level of training)	100%	5.0
Continuous hours scheduled (differs by level of training)	100%	5.0

Reasons for exceeding duty hours:


Patient needs	0%	Cover other's work	0%
Paperwork	0%	Night float	0%
Ed. Experience	0%	Schedule conflict	0%
		Other	0%

Faculty




	% Compliant	Mean
Sufficient supervision	100%	4.7
Appropriate supervision	100%	4.9
Sufficient instruction	100%	4.3
Faculty and staff interested	100%	4.9
Faculty and staff create environment of inquiry	100%	4.6

Evaluation




	% Compliant	Mean
Access evaluations	100%	5.0
Evaluate faculty	89%	4.6
Evaluations of faculty confidential	89%	4.6
Evaluate program	89%	4.6
Evaluations of program confidential	89%	4.6
Program uses evaluations to improve	78%	4.1
Satisfied with feedback after assignments	89%	4.2

Educational Content



	% Compliant	Mean
Provided goals and objectives for assignments	89%	4.6
Instructed to manage fatigue	100%	5.0
Satisfied with scholarly activities	89%	4.6
Appropriate balance for education	100%	4.8
Education (not) compromised by service	100%	4.7
Supervisors delegate appropriately	100%	4.9
Given data to show personal clinical effectiveness	22%	1.9
Variety of patients	100%	5.0


Resources



	% Compliant / % Yes*	Mean
Access to reference materials	100%	5.0
Electronic medical record in hospital*	100%	5.0
Electronic medical record in ambulatory*	100%	5.0
Electronic medical records integrated*	100%	5.0
Electronic medical record effective in daily clinical work	78%	3.0
Way to transition care when fatigued	67%	3.7
Satisfied with process to deal with problems and concerns	78%	3.8
Education (not) compromised by other trainees	100%	4.8
Residents can raise concerns without fear	78%	4.3


*Responses options are Yes or No. These responses are not included in the Program Means and are not considered non-compliant responses.

Patient Safety

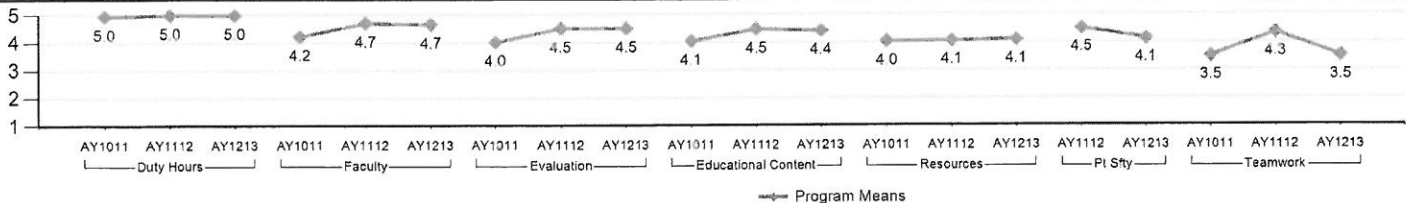


	% Compliant	Mean
Tell patients of respective role of residents	100%	4.4
Culture reinforces patient safety responsibility	100%	4.7
Participated in quality improvement	44%	2.8
Information (not) lost during shift changes	100%	4.7

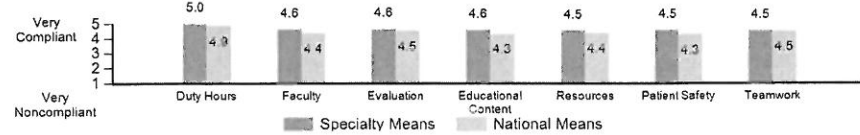
Teamwork



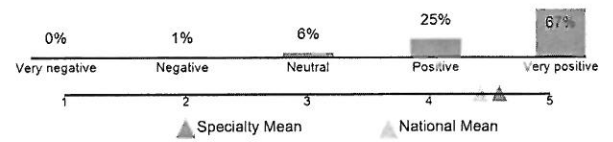
	% Compliant	Mean
Work in interprofessional teams	78%	3.1
Effectively work in interprofessional teams	100%	3.9



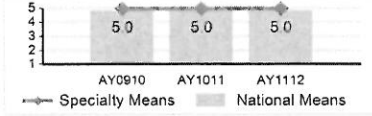
Specialty Means at-a-glance



Residents' overall evaluation of the program



Duty Hours

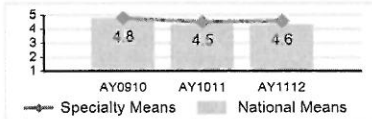


Requirement	% Compliant	Mean	National
80 hours	100%	5.0	4.8
1 day free in 7	100%	5.0	4.9
In-house call every 3rd night	100%	5.0	5.0
Night float no more than 6 nights	100%	5.0	5.0
8 hours between duty periods (differs by level of training)	100%	5.0	4.7
Continuous hours scheduled (differs by level of training)	100%	5.0	4.8

Reasons for exceeding duty hours:


Patient needs	0%	Cover other's work	0%
Paperwork	0%	Night float	0%
Ed. Experience	0%	Schedule conflict	0%
		Other	0%

Faculty




Requirement	% Compliant	Mean	National
Sufficient supervision	98%	4.6	4.4
Appropriate supervision	99%	4.8	4.7
Sufficient instruction	93%	4.5	4.2
Faculty and staff interested	92%	4.5	4.3
Faculty and staff create environment of inquiry	89%	4.4	4.2

Evaluation



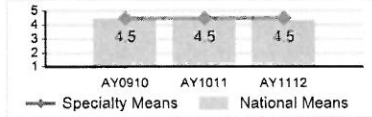
Requirement	% Compliant	Mean	National
Access evaluations	99%	5.0	5.0
Evaluate faculty	99%	5.0	5.0
Evaluations of faculty confidential	89%	4.4	4.3
Evaluate program	100%	5.0	4.9
Evaluations of program confidential	91%	4.5	4.3
Program uses evaluations to improve	81%	4.2	4.0
Satisfied with feedback after assignments	84%	4.3	4.0

Educational Content



Requirement	% Compliant	Mean	National
Provided goals and objectives for assignments	98%	4.9	4.9
Instructed to manage fatigue	97%	4.9	4.8
Satisfied with scholarly activities	90%	4.4	4.1
Appropriate balance for education	91%	4.5	4.2
Education (not) compromised by service	88%	4.4	4.0
Supervisors delegate appropriately	92%	4.4	4.2
Given data to show personal clinical effectiveness	72%	3.9	3.6
Variety of patients	99%	5.0	4.9


Resources



Requirement	% Compliant / % Yes*	Mean	National
Access to reference materials	99%	5.0	5.0
Electronic medical record in hospital*	95%	4.8	4.6
Electronic medical record in ambulatory*	90%	4.6	4.5
Electronic medical records integrated*	83%	4.8	4.7
Electronic medical record effective in daily clinical work	95%	4.1	4.1
Way to transition care when fatigued	88%	4.5	4.2
Satisfied with process to deal with problems and concerns	87%	4.4	4.2
Education (not) compromised by other trainees	96%	4.7	4.5
Residents can raise concerns without fear	84%	4.4	4.2

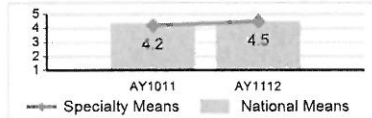
*Responses options are Yes or No. These responses are not included in the Program Means and are not considered non-compliant responses.

Patient Safety

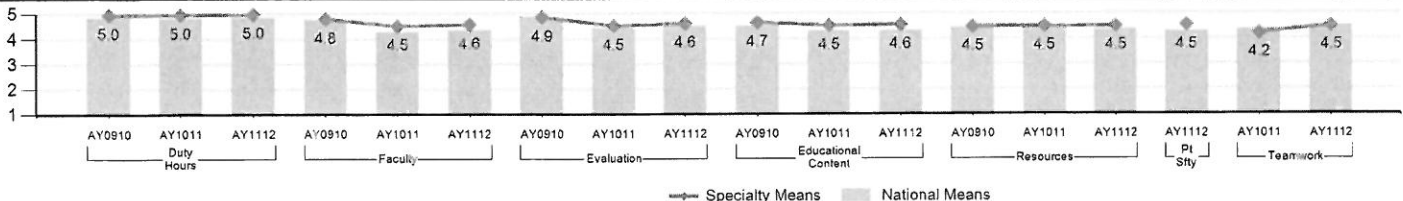


Requirement	% Compliant	Mean	National
Tell patients of respective role of residents	99%	4.7	4.5
Culture reinforces patient safety responsibility	100%	4.7	4.5
Participated in quality improvement	81%	4.2	4.0
Information (not) lost during shift changes	99%	4.5	4.0

Teamwork




Requirement	% Compliant	Mean	National
Work in interprofessional teams	97%	4.5	4.6
Effectively work in interprofessional teams	100%	4.5	4.4

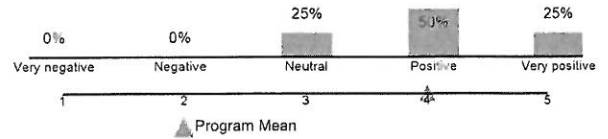


Aggregate reports are available only to programs with 4 or more residents / fellows if a 70.0% response rate is reached.


Program Means at-a-glance



Residents' overall evaluation of the program



Duty Hours




Requirement	% Compliant	Mean
80 hours	100%	4.8
1 day free in 7	100%	5.0
In-house call every 3rd night	100%	5.0
Night float no more than 6 nights	100%	5.0
8 hours between duty periods (differs by level of training)	100%	5.0
Continuous hours scheduled (differs by level of training)	100%	5.0

Reasons for exceeding duty hours:


Patient needs	0%	Cover other's work	0%
Paperwork	0%	Night float	0%
Ed. Experience	0%	Schedule conflict	0%
		Other	0%

Faculty




Requirement	% Compliant	Mean
Sufficient supervision	75%	3.8
Appropriate supervision	100%	4.5
Sufficient instruction	75%	4.0
Faculty and staff interested	75%	4.0
Faculty and staff create environment of inquiry	75%	4.0

Evaluation




Requirement	% Compliant	Mean
Access evaluations	75%	4.0
Evaluate faculty	100%	5.0
Evaluations of faculty confidential	75%	3.8
Evaluate program	100%	5.0
Evaluations of program confidential	75%	3.8
Program uses evaluations to improve	75%	3.8
Satisfied with feedback after assignments	75%	3.8

Educational Content



Requirement	% Compliant	Mean
Provided goals and objectives for assignments	75%	4.0
Instructed to manage fatigue	100%	5.0
Satisfied with scholarly activities	75%	4.0
Appropriate balance for education	100%	4.3
Education (not) compromised by service	100%	4.8
Supervisors delegate appropriately	100%	4.5
Given data to show personal clinical effectiveness	100%	5.0
Variety of patients	100%	5.0


Resources



Requirement	% Compliant / % Yes*	Mean
Access to reference materials	100%	5.0
Electronic medical record in hospital*	100%	5.0
Electronic medical record in ambulatory*	25%	2.0
Electronic medical records integrated*	25%	5.0
Electronic medical record effective in daily clinical work	100%	3.5
Way to transition care when fatigued	50%	3.0
Satisfied with process to deal with problems and concerns	75%	3.3
Education (not) compromised by other trainees	100%	4.5
Residents can raise concerns without fear	75%	3.8


*Responses options are Yes or No. These responses are not included in the Program Means and are not considered non-compliant responses.

Patient Safety



Requirement	% Compliant	Mean
Tell patients of respective role of residents	100%	4.3
Culture reinforces patient safety responsibility	100%	4.0
Participated in quality improvement	100%	5.0
Information (not) lost during shift changes	75%	3.8

Teamwork



Requirement	% Compliant	Mean
Work in interprofessional teams	100%	4.5
Effectively work in interprofessional teams	100%	4.0

